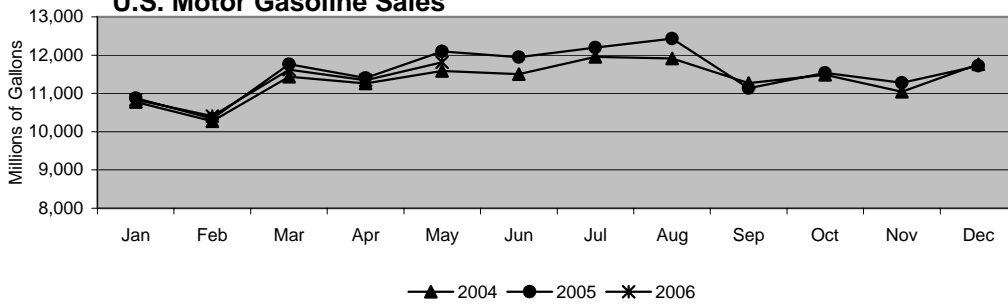


# Prime Supplier Report

## May 2006

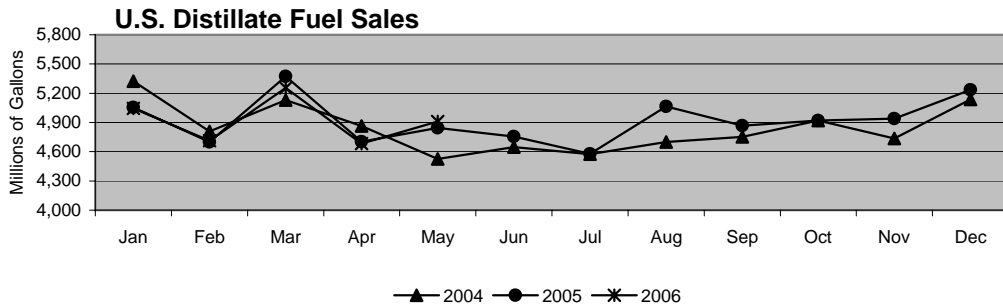
### U.S. Motor Gasoline Sales



#### Adjusted Growth Rates\*

Apr '06 to May '06: +0.8%  
 May '05 to May '06: -2.3%  
 YTD '05 to YTD '06: -0.8%

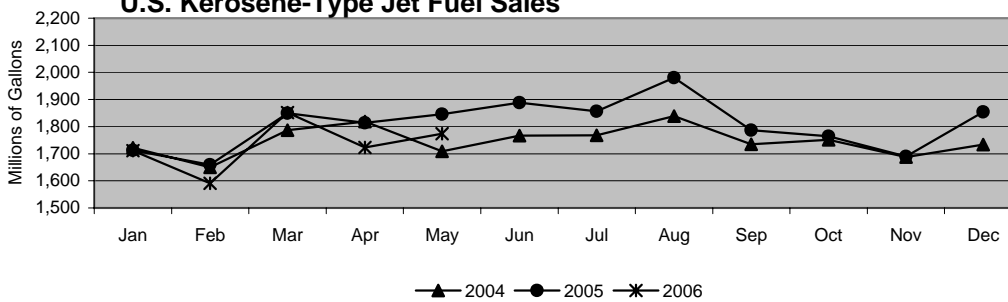
### U.S. Distillate Fuel Sales



#### Adjusted Growth Rates\*

Apr '06 to May '06: +1.5%  
 May '05 to May '06: +1.4%  
 YTD '05 to YTD '06: -0.3%

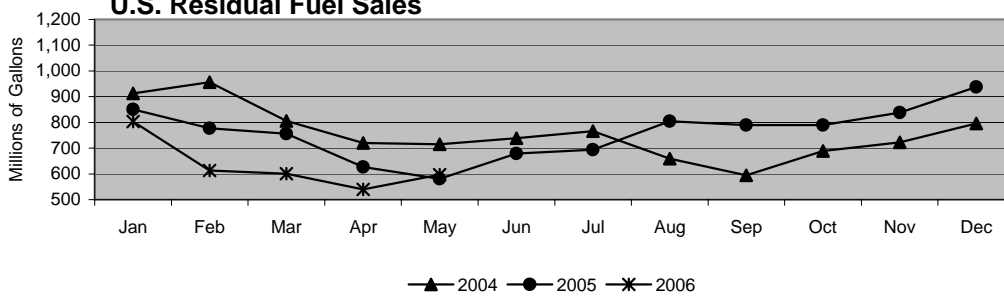
### U.S. Kerosene-Type Jet Fuel Sales



#### Adjusted Growth Rates\*

Apr '06 to May '06: -0.4%  
 May '05 to May '06: -3.9%  
 YTD '05 to YTD '06: -2.6%

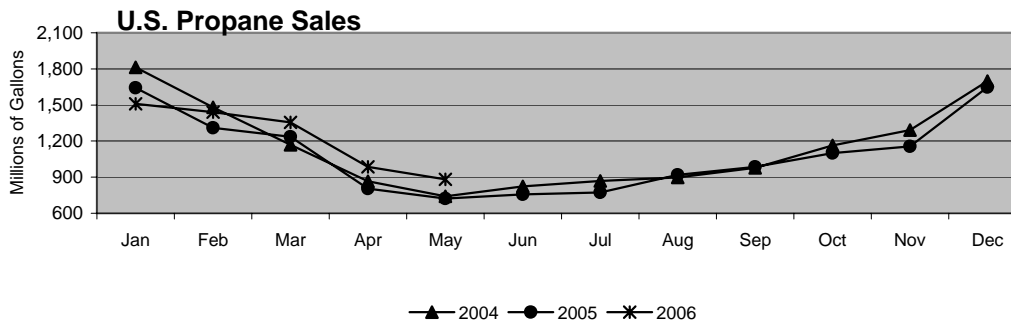
### U.S. Residual Fuel Sales



#### Adjusted Growth Rates\*

Apr '06 to May '06: +7.0%  
 May '05 to May '06: +2.8%  
 YTD '05 to YTD '06: -12.2%

### U.S. Propane Sales



#### Adjusted Growth Rates\*

Apr '06 to May '06: -13.4%  
 May '05 to May '06: +22.0%  
 YTD '05 to YTD '06: +8.0%

\* Calculated on a per day basis.





























































