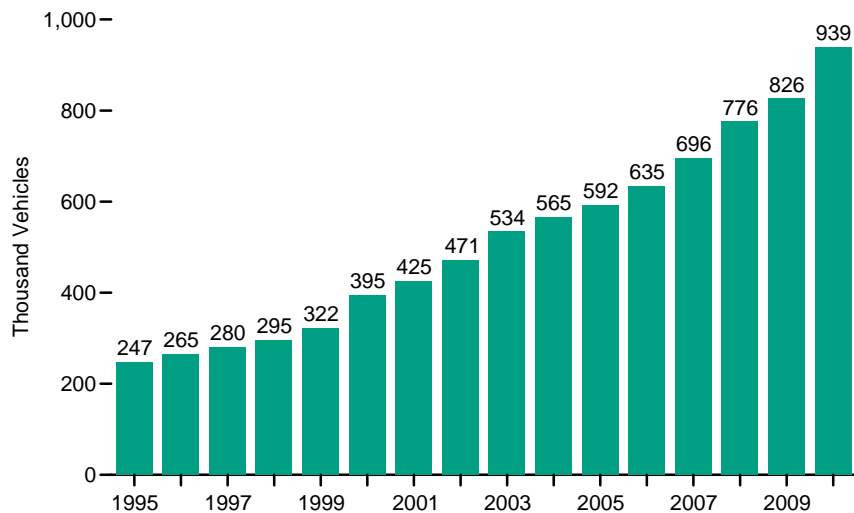
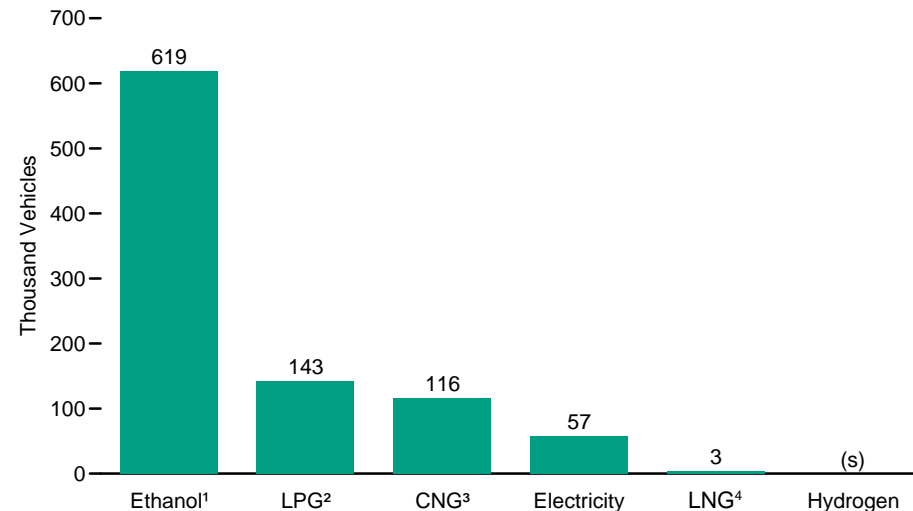


**Figure 10.5 Estimated Number of Alternative-Fueled Vehicles in Use and Alternative Fuel Consumption**

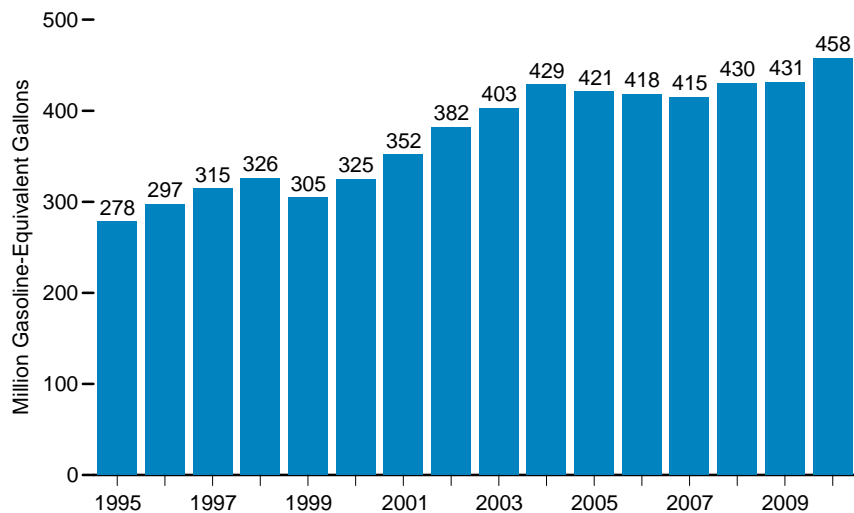
**Vehicles in Use, 1995-2010**



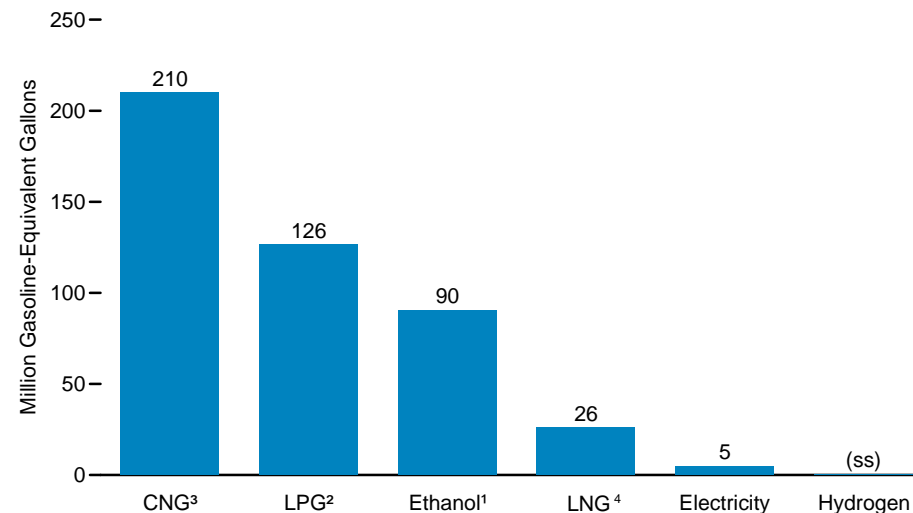
**Vehicles in Use by Fuel Type, 2010**



**Fuel Consumption,⁵ 1995-2010**



**Fuel Consumption by Type, 2010**



<sup>1</sup> Ethanol, 85 percent (E85). Includes only those E85 vehicles believed to be used as alternative-fueled vehicles, primarily fleet-operated vehicles; excludes other vehicles with E85-fueling capability.

<sup>2</sup> Liquefied petroleum gases.

<sup>3</sup> Compressed natural gas.

<sup>4</sup> Liquefied natural gas.

<sup>5</sup> Excludes oxygenates and biodiesel.

(s)=Fewer than 0.5 thousand vehicles.

(ss)=Less than 0.5 million gasoline-equivalent gallons.

Source: Table 10.5.