

---

# Propane situation update



---

*February 5, 2014 / Washington, DC*

*By*

*Energy Information Administration*

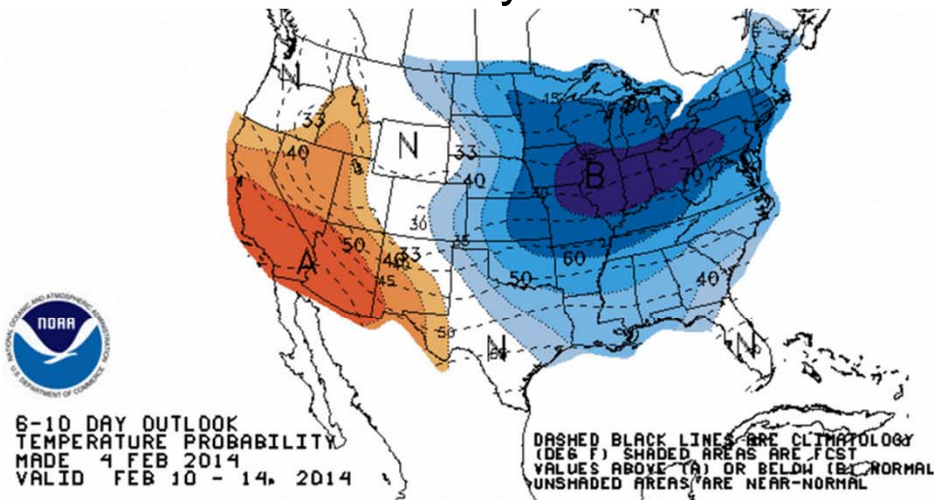


U.S. Energy Information Administration

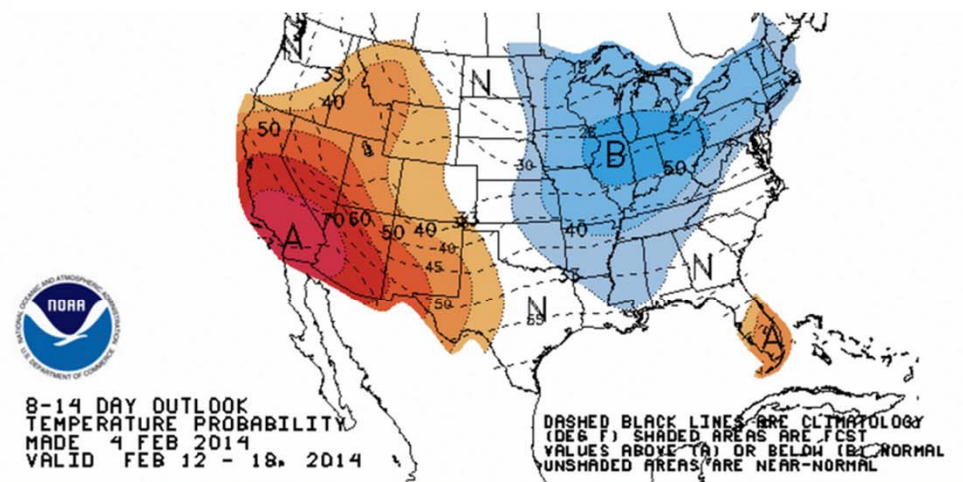
*Independent Statistics & Analysis* | [www.eia.gov](http://www.eia.gov)

# NOAA forecast for below normal temperatures across much of the country through February 14; somewhat improved after

### 6-10 day outlook



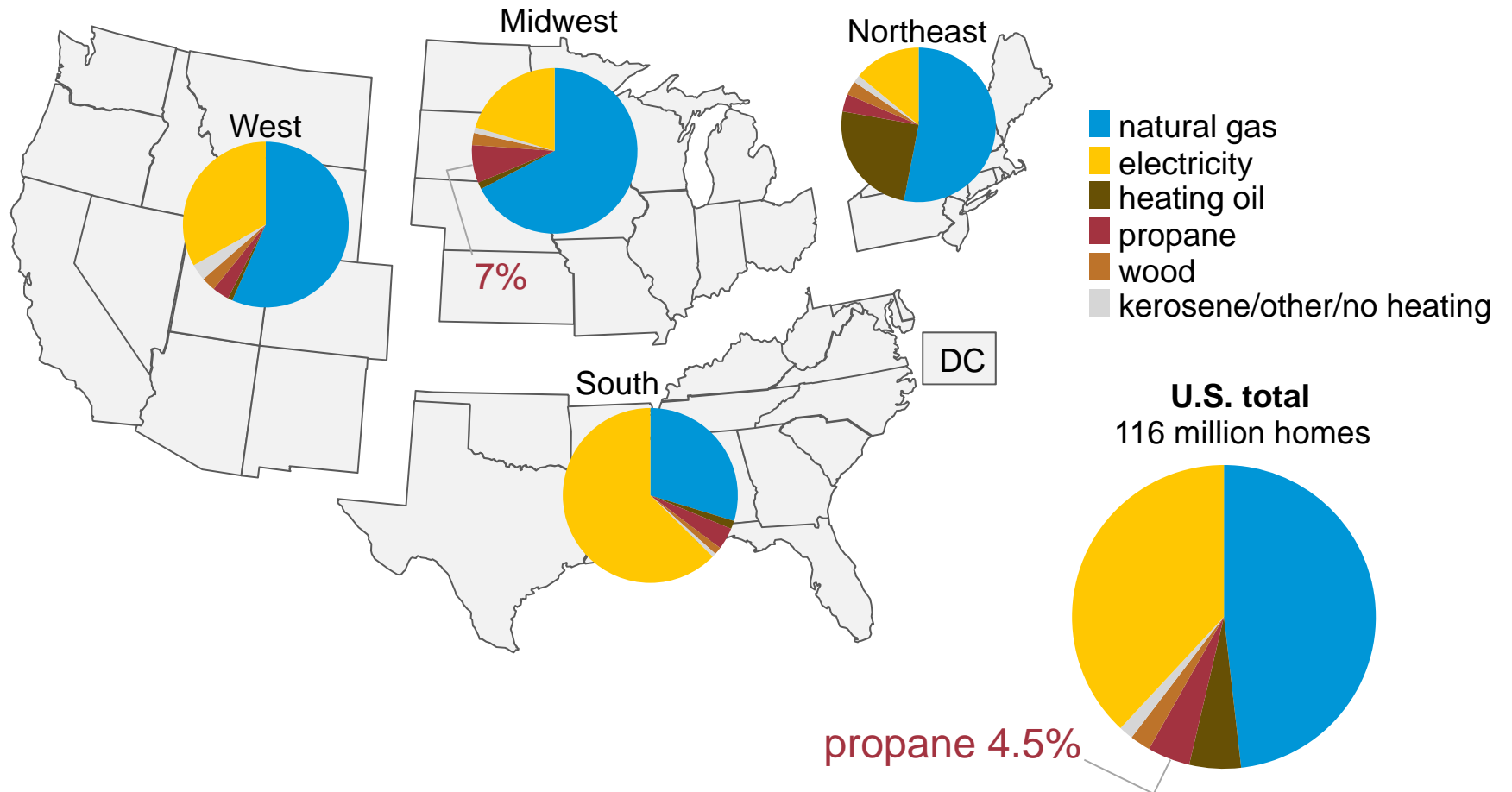
### 8-14 day outlook



Source: National Oceanic and Atmospheric Administration Climate Prediction Center, made February 4

# Heating fuel market shares by region

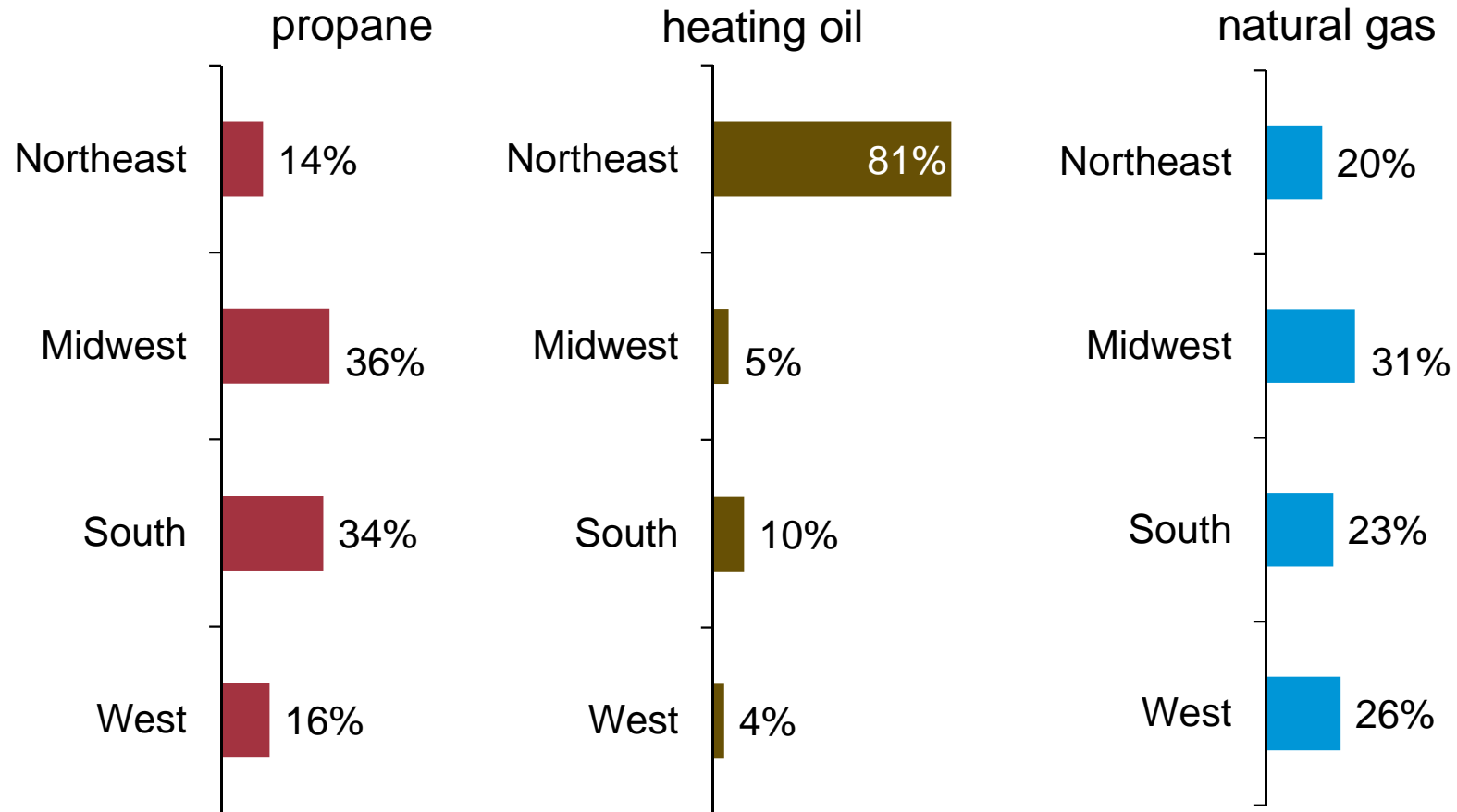
Share of homes by primary space heating fuel within each Census Region (fuels add to 100%)



Source: U.S. Census Bureau, 2012 American Community Survey

## Regional share of all U.S. households by primary heating fuel

Share of homes by primary space heating fuel across Census Regions (regions add to 100%)



Source: U.S. Census Bureau, 2012 American Community Survey

## Propane share of space heating demand by key regions and states

State	Propane-Heated Homes	Share of Total Homes
Michigan	320,522	8%
Wisconsin	245,071	11%
Ohio	240,185	5%
Minnesota	213,359	10%
Missouri	212,317	9%
Illinois	189,025	4%
Indiana	176,520	7%
Iowa	162,117	13%
Kentucky	113,175	7%
Tennessee	110,486	4%
Oklahoma	103,017	7%
Kansas	83,386	7%
Nebraska	57,442	8%
South Dakota	54,015	17%
North Dakota	38,617	13%
<b>Midwest Total</b>	<b>2,319,254</b>	<b>7%</b>

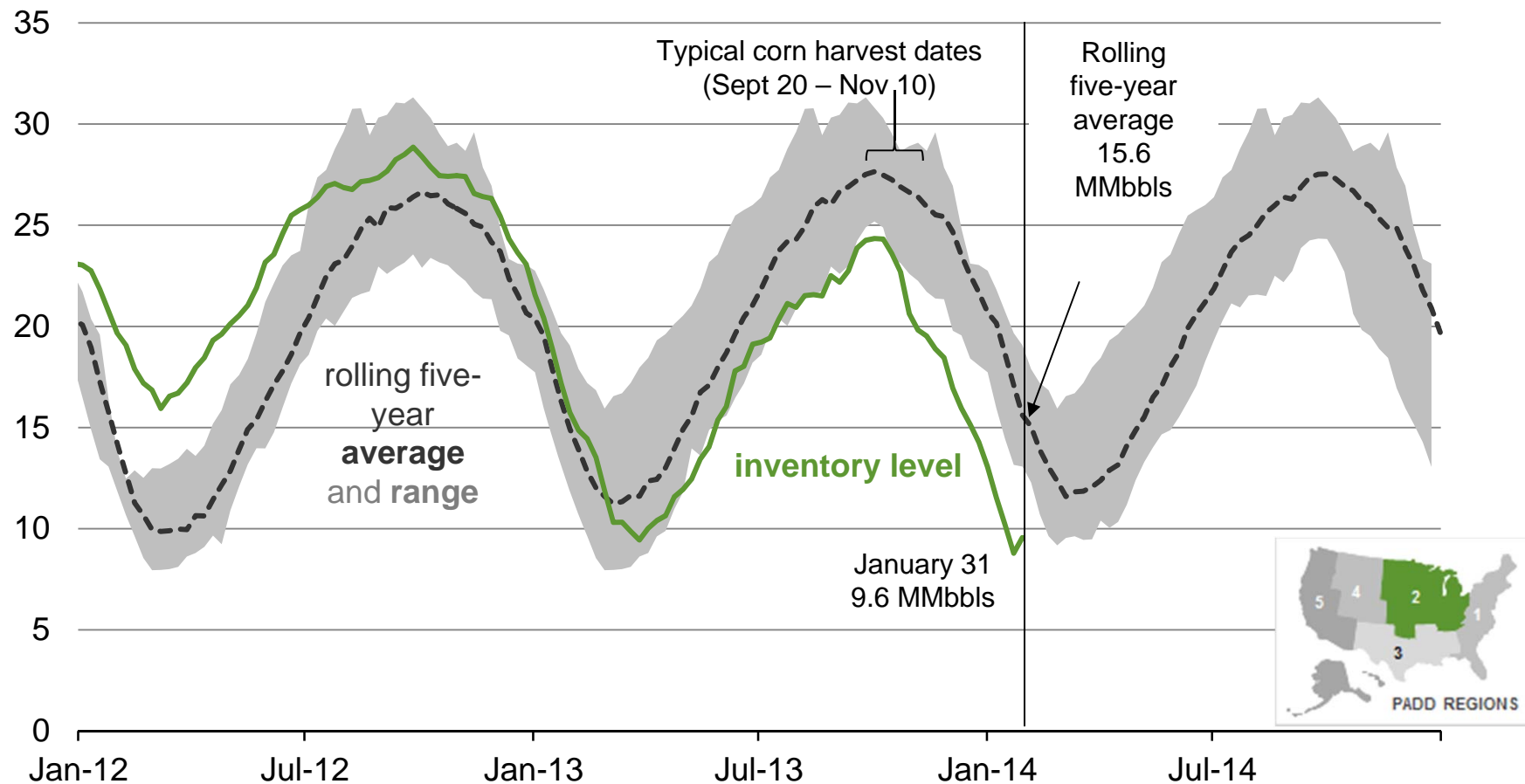
State	Propane-Heated Homes	Share of Total Homes
New York	237,738	3%
Pennsylvania	188,880	4%
New Hampshire	72,091	14%
Massachusetts	68,517	3%
New Jersey	60,990	2%
Connecticut	43,849	3%
Maine	41,477	7%
Vermont	38,497	15%
Rhode Island	10,361	3%
<b>Northeast Total</b>	<b>762,400</b>	<b>4%</b>



Source: Census Bureau, 2011

# PADD 2 (Midwest) propane inventories have trended lower on strong crop drying and extremely cold temperatures

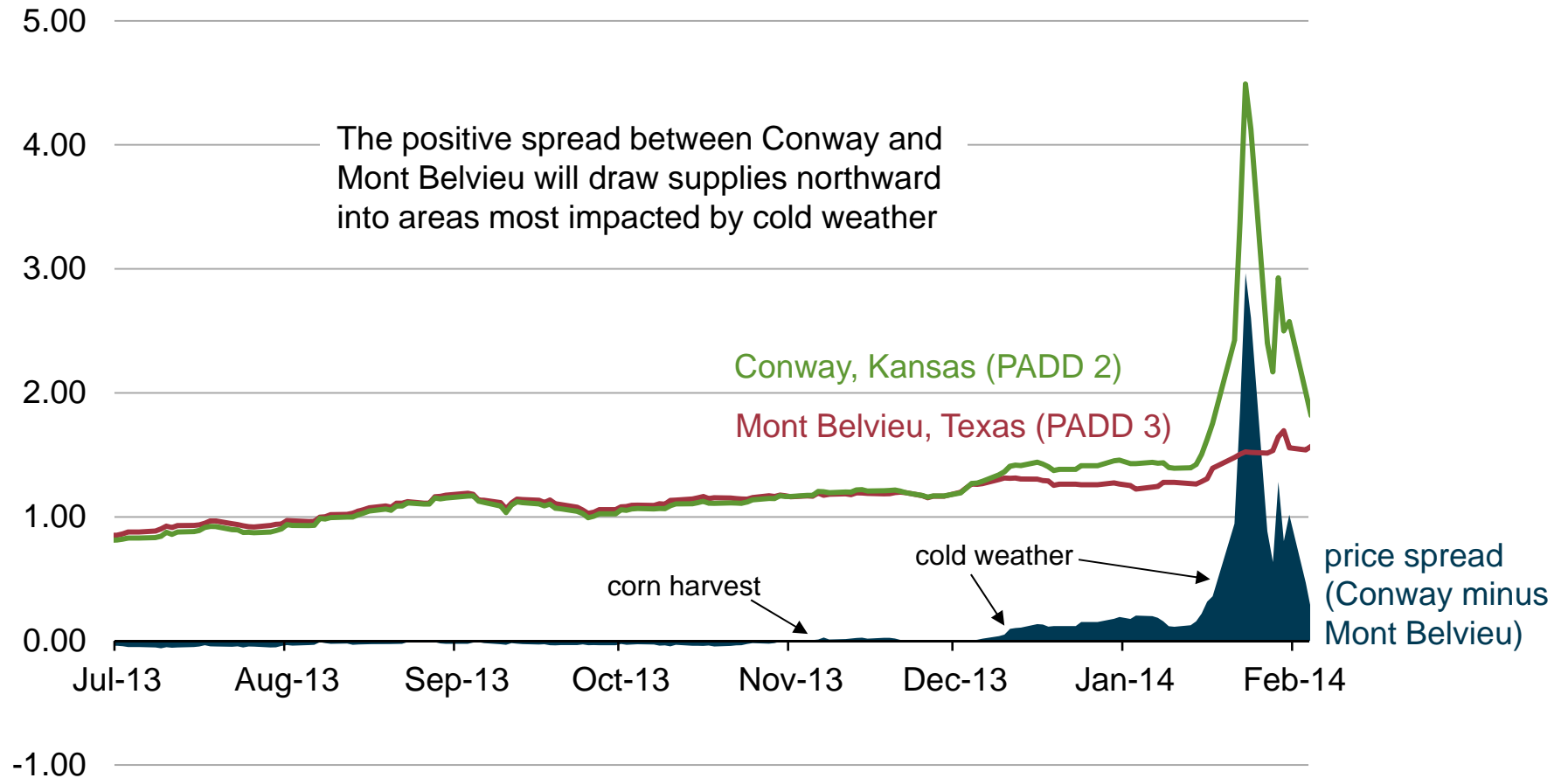
PADD 2 propane inventories  
(million barrels)



Source: EIA, Weekly Petroleum Status Report, data through January 31

# Conway (KS) price premium over Mt. Belvieu (TX) grew rapidly in late January, but has since narrowed

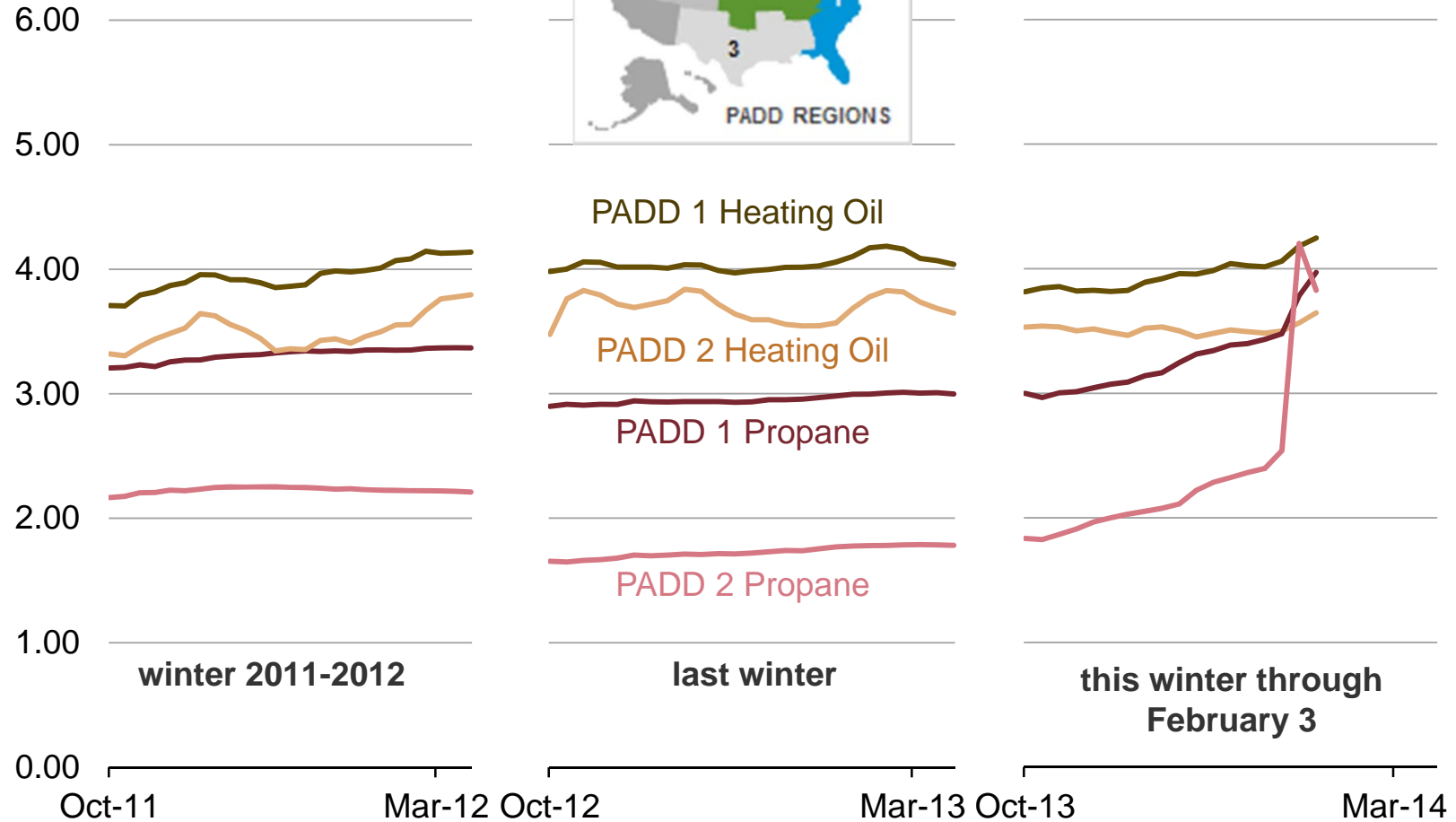
propane and propylene spot prices  
dollars per gallon



Source: U.S. Energy Information Administration, Thomson Reuters, data through February 4

# Retail propane prices in the Midwest have risen sharply

dollars per gallon



Source: State Heating Oil and Propane Program, data through February 3



## State-reported residential retail prices for states in the Midwest

	1/6/14	1/13/14	1/20/14	1/27/14	2/3/14
<b>Residential retail price (dollars per gallon, excluding taxes)</b>					
Indiana	2.806	2.849	2.939	4.215	4.265
Iowa	1.960	1.997	2.584	4.709	3.590
Kentucky	2.517	2.540	2.577	3.785	3.852
Michigan	2.532	2.575	2.638	3.611	3.766
Minnesota	2.322	2.330	2.439	4.610	3.967
Missouri	2.251	2.265	2.433	3.997	3.672
Nebraska	1.911	1.920	2.005	4.073	3.357
North Dakota	2.263	2.273	2.322	4.569	3.839
Ohio	2.890	2.950	2.999	3.731	3.908
South Dakota	2.065	2.081	2.088	4.107	3.664
Wisconsin	2.194	2.241	2.276	4.490	3.945



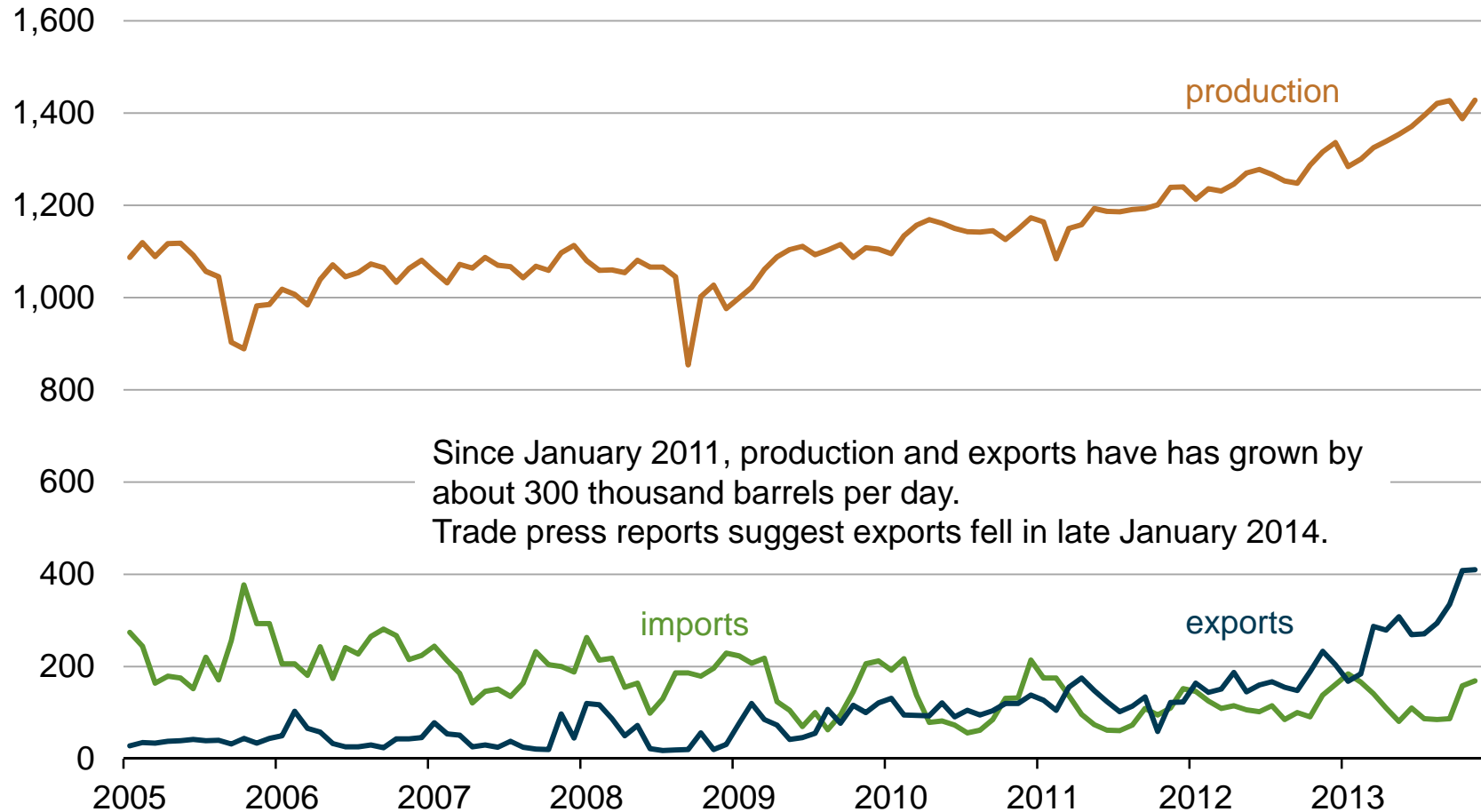
Note: Illinois, Kansas, Oklahoma, and Tennessee do not report information

Source: EIA, State Heating Oil and Propane Program, data through February 5

<http://www.eia.gov/petroleum/heatingoilpropane/>

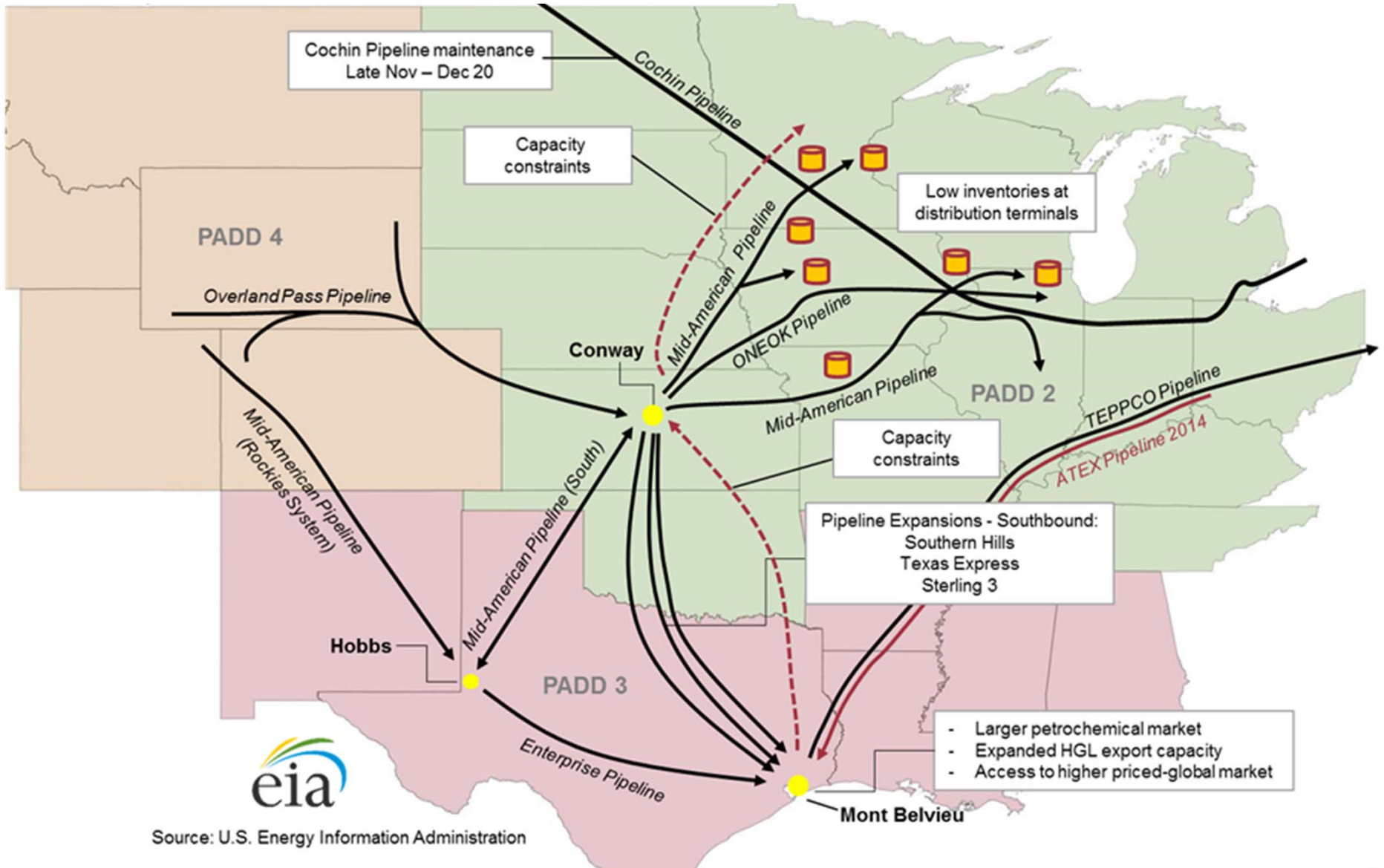
## U.S. propane production and trade trends

U.S. propane and propylene production, imports, and exports  
thousand barrels per day



Source: EIA, *Petroleum Supply Monthly* through November 2013

# Winter 2013 propane supply diagram



## For more information

U.S. Energy Information Administration home page | [www.eia.gov](http://www.eia.gov)

Short-Term Energy Outlook | [www.eia.gov/steo](http://www.eia.gov/steo)

Annual Energy Outlook | [www.eia.gov/aeo](http://www.eia.gov/aeo)

International Energy Outlook | [www.eia.gov/ieo](http://www.eia.gov/ieo)

Monthly Energy Review | [www.eia.gov/mer](http://www.eia.gov/mer)

Today in Energy | [www.eia.gov/todayinenergy](http://www.eia.gov/todayinenergy)

State Energy Portal | [www.eia.gov/state](http://www.eia.gov/state)

Drilling Productivity Report | [www.eia.gov/petroleum/drilling](http://www.eia.gov/petroleum/drilling)