

Oil
0
barrels/day
month over month

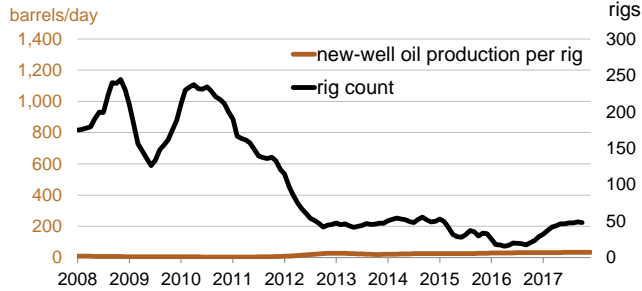
33 December
33 November
barrels/day

Monthly additions from one average rig

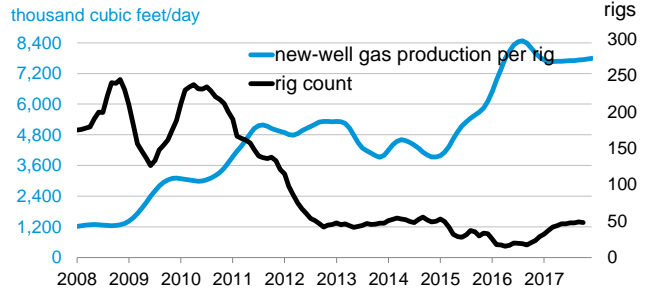
December **7,789**
November **7,763**
thousand cubic feet/day

Gas
+26
thousand cubic feet/day
month over month

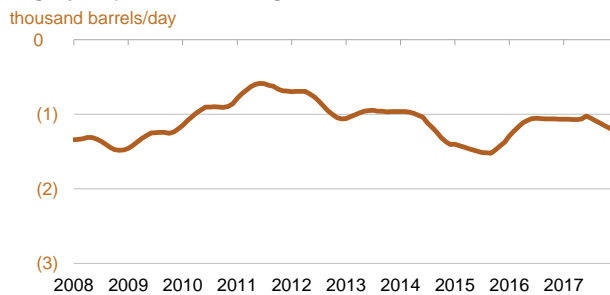
Haynesville Region
New-well oil production per rig



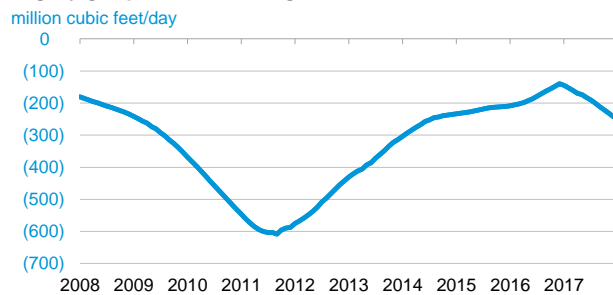
Haynesville Region
New-well gas production per rig



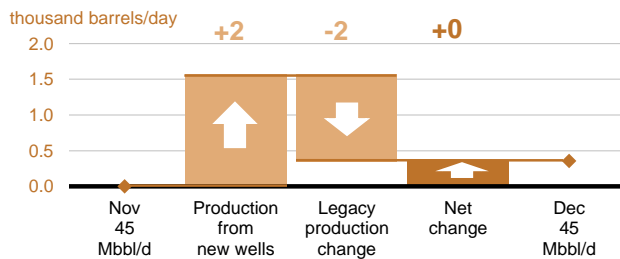
Haynesville Region
Legacy oil production change



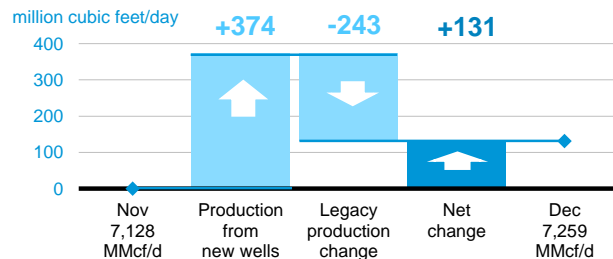
Haynesville Region
Legacy gas production change



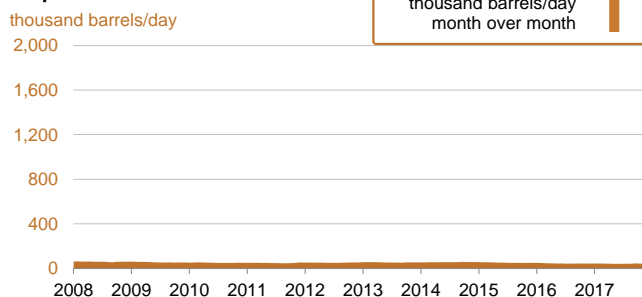
Haynesville Region
Indicated change in oil production (Dec vs. Nov)



Haynesville Region
Indicated change in natural gas production (Dec vs. Nov)

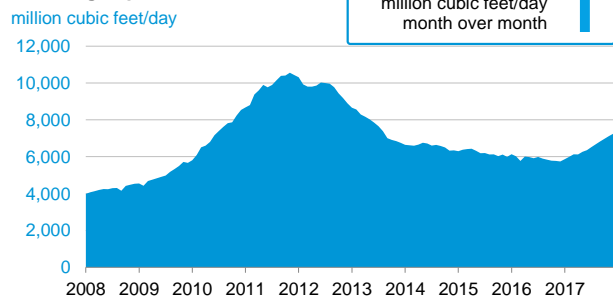


Haynesville Region
Oil production



Oil +0
thousand barrels/day
month over month

Haynesville Region
Natural gas production



Gas +131
million cubic feet/day
month over month