

**Oil**  
**+15**  
barrels/day  
month over month

**631** January  
**616** December  
barrels/day

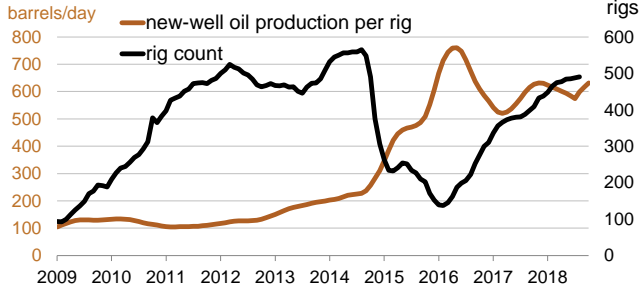
**Monthly additions from one average rig**

January **1,236**  
December **1,236**  
thousand cubic feet/day

**Gas**  
**0**  
thousand cubic feet/day  
month over month

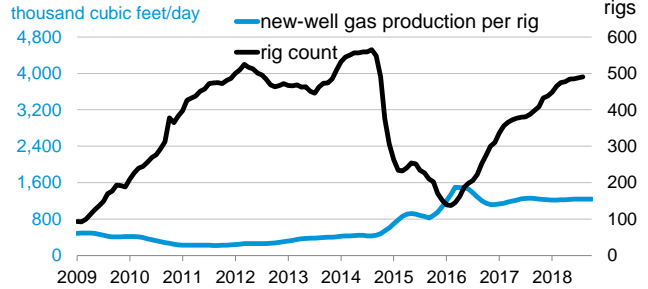
Permian Region

**New-well oil production per rig**



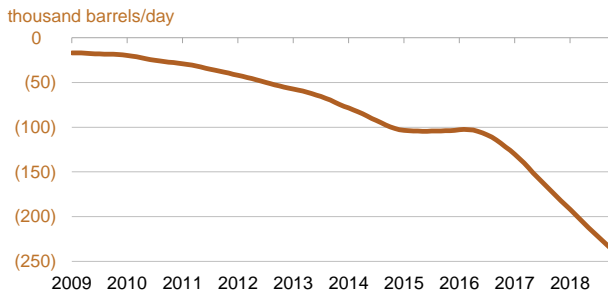
Permian Region

**New-well gas production per rig**



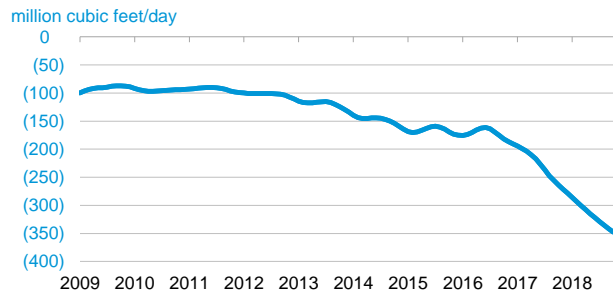
Permian Region

**Legacy oil production change**



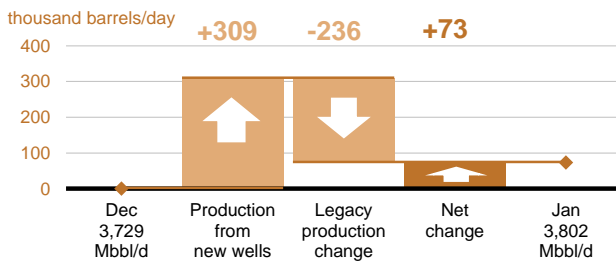
Permian Region

**Legacy gas production change**



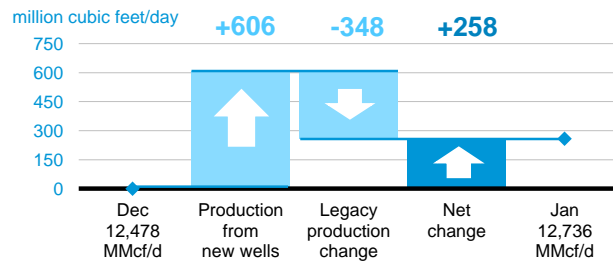
Permian Region

**Indicated change in oil production (Jan vs. Dec)**



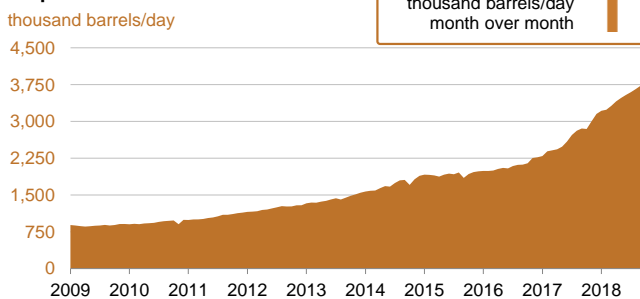
Permian Region

**Indicated change in natural gas production (Jan vs. Dec)**



Permian Region

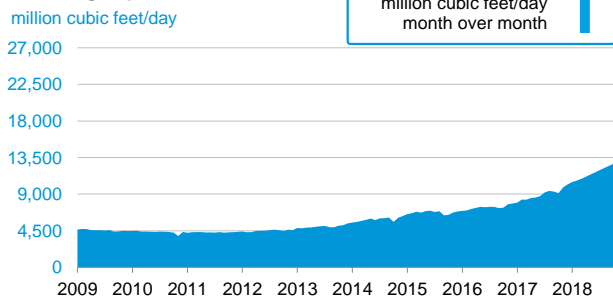
**Oil production**



**Oil +73**  
thousand barrels/day  
month over month

Permian Region

**Natural gas production**



**Gas +258**  
million cubic feet/day  
month over month