

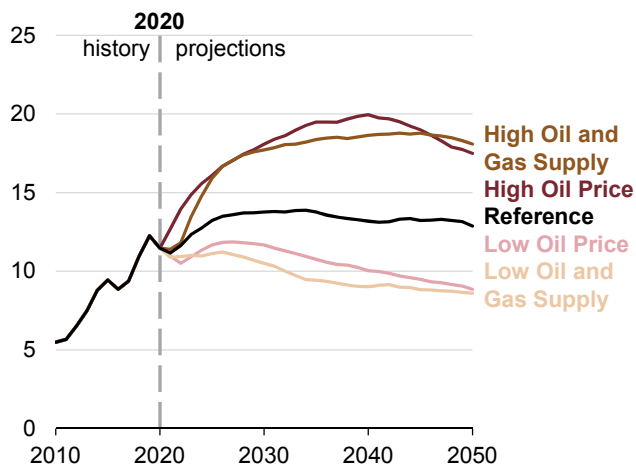


## Petroleum and other liquids

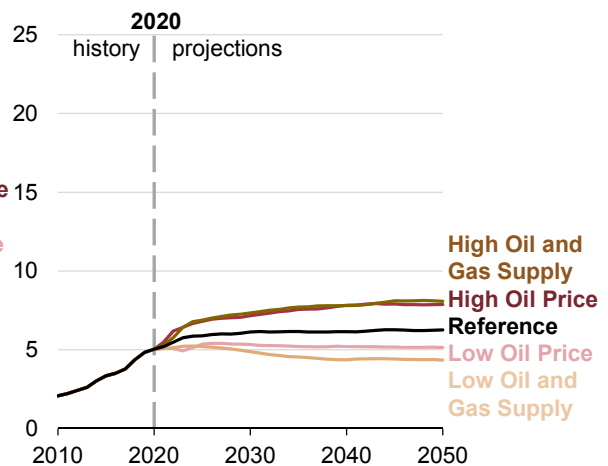


### Production of U.S. crude oil and natural gas plant liquids

**U.S. crude oil production**  
AEO2021 side cases  
million barrels per day



**U.S. natural gas plant liquids production**  
AEO2021 side cases  
million barrels per day

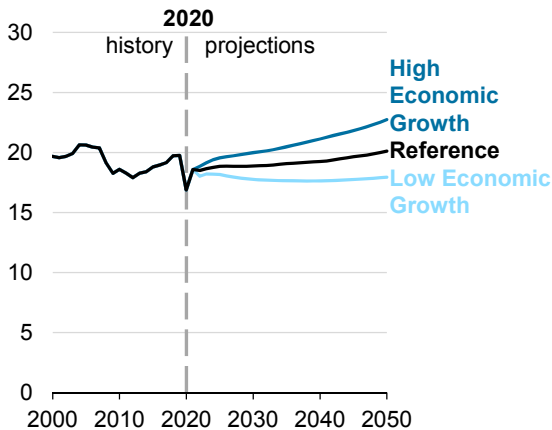




# U.S. crude oil and natural gas plant liquids production and consumption

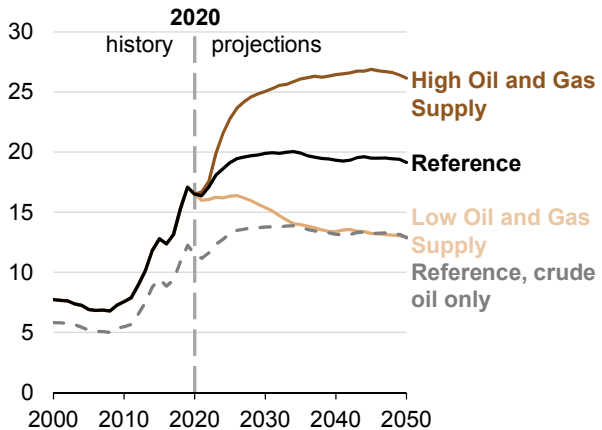
### U.S. petroleum and other liquids consumption AEO2021 economic growth cases

million barrels per day



### U.S. crude oil and natural gas plant liquids production AEO2021 oil and gas supply cases

million barrels per day



Source: U.S. Energy Information Administration, *Annual Energy Outlook 2021* (AEO2021)

[www.eia.gov/aeo](http://www.eia.gov/aeo)

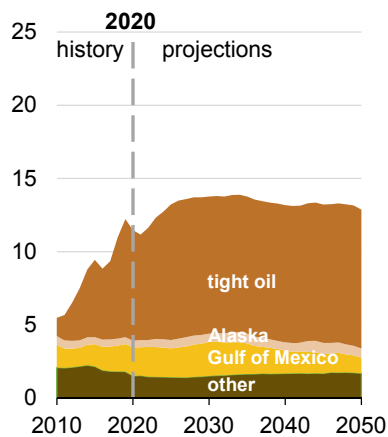


# U.S. crude oil production

### U.S. crude oil production, AEO2021 oil and gas supply cases

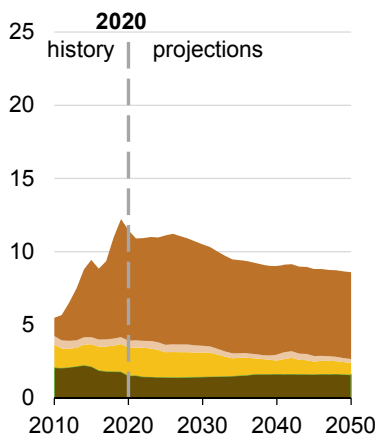
#### Reference case

million barrels per day



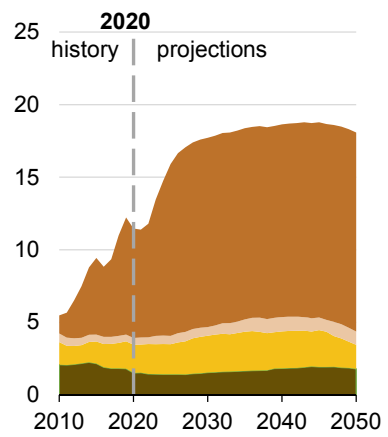
#### Low Oil and Gas Supply case

million barrels per day



#### High Oil and Gas Supply case

million barrels per day



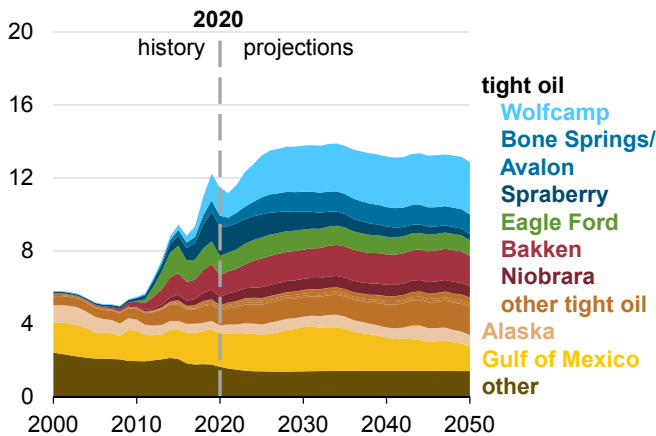
Source: U.S. Energy Information Administration, *Annual Energy Outlook 2021* (AEO2021)

[www.eia.gov/aeo](http://www.eia.gov/aeo)

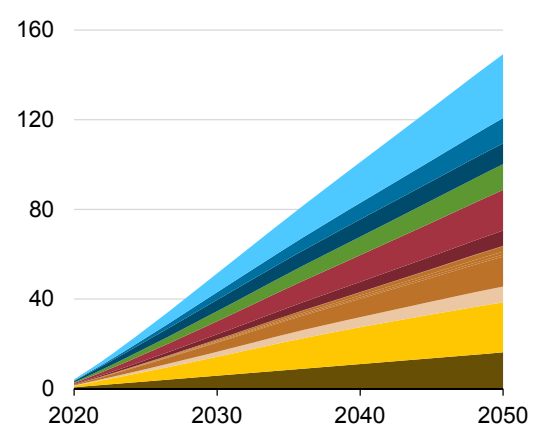


## U.S. crude oil levels and cumulative production

**Crude oil production**  
AEO2021 Reference case  
million barrels per day



**Cumulative crude oil production**  
AEO2021 Reference case  
billion barrels



Source: U.S. Energy Information Administration, *Annual Energy Outlook 2021* (AEO2021)

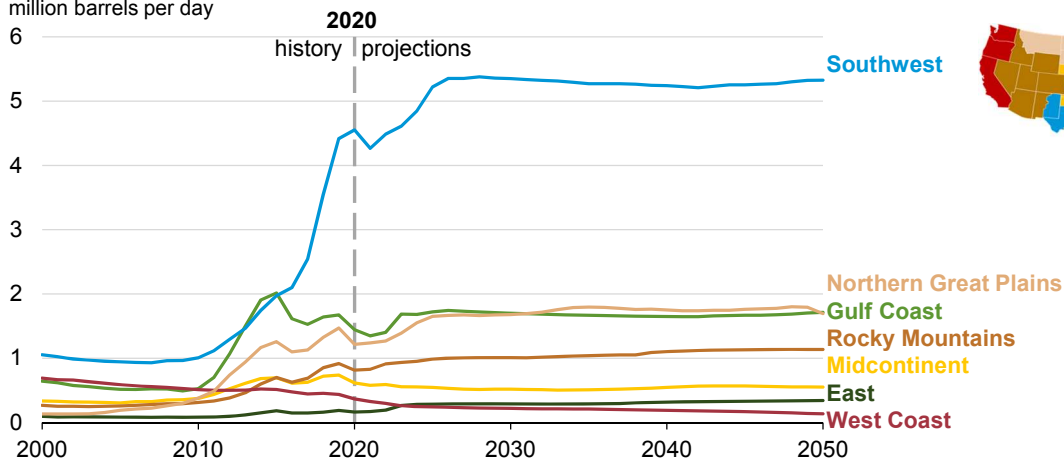
[www.eia.gov/aeo](http://www.eia.gov/aeo)

5



## Onshore crude oil production in the Lower 48 states

**Onshore crude oil production in the Lower 48 states by region**  
AEO2021 Reference case  
million barrels per day



Source: U.S. Energy Information Administration, *Annual Energy Outlook 2021* (AEO2021)

[www.eia.gov/aeo](http://www.eia.gov/aeo)

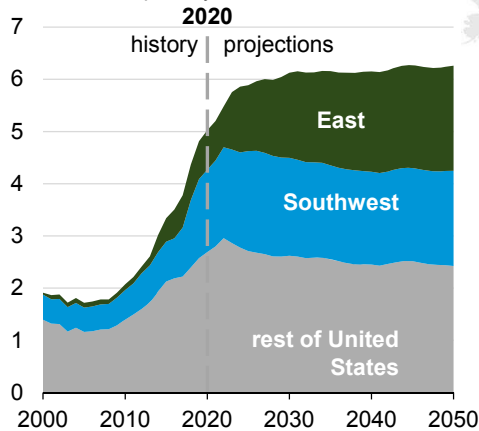
6



## Natural gas plant liquids production by region and type

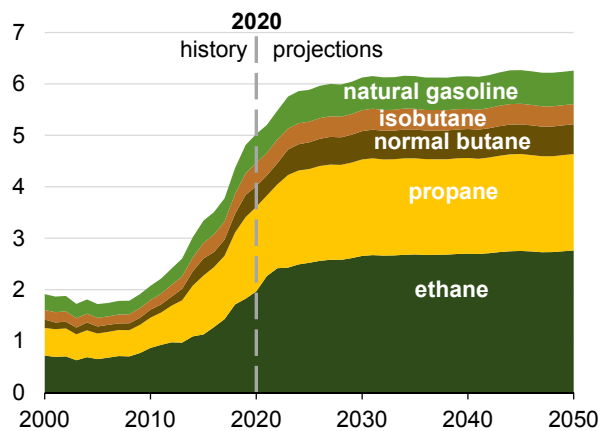
**U.S. natural gas plant liquids production by region**  
AEO2021 Reference case

million barrels per day



**U.S. natural gas plant liquids production by type**  
AEO2021 Reference case

million barrels per day



Source: U.S. Energy Information Administration, *Annual Energy Outlook 2021* (AEO2021)

[www.eia.gov/aeo](http://www.eia.gov/aeo)

7

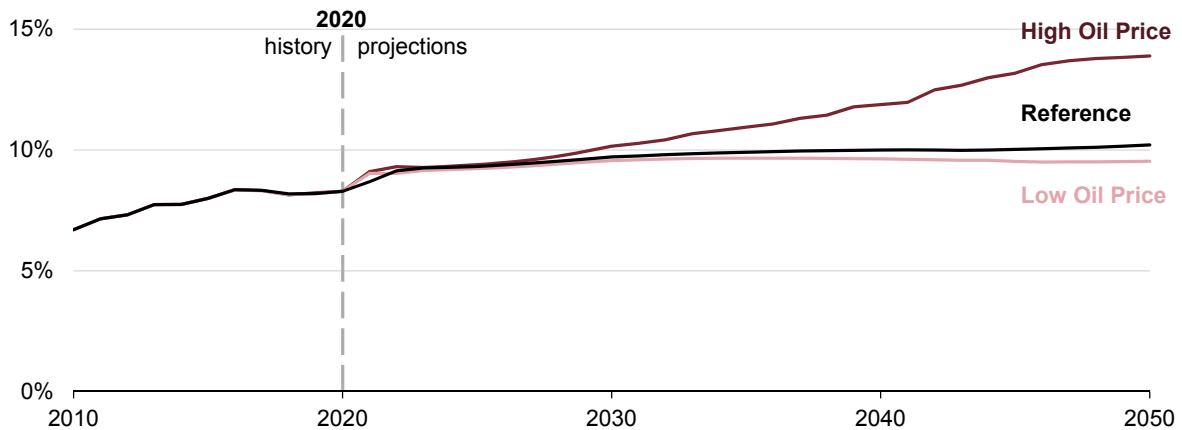


## Biofuels as a percentage of motor gasoline and diesel

**Projected biofuels percentage of gasoline and diesel consumption**

AEO2021 oil price cases

percentage



Source: U.S. Energy Information Administration, *Annual Energy Outlook 2021* (AEO2021)

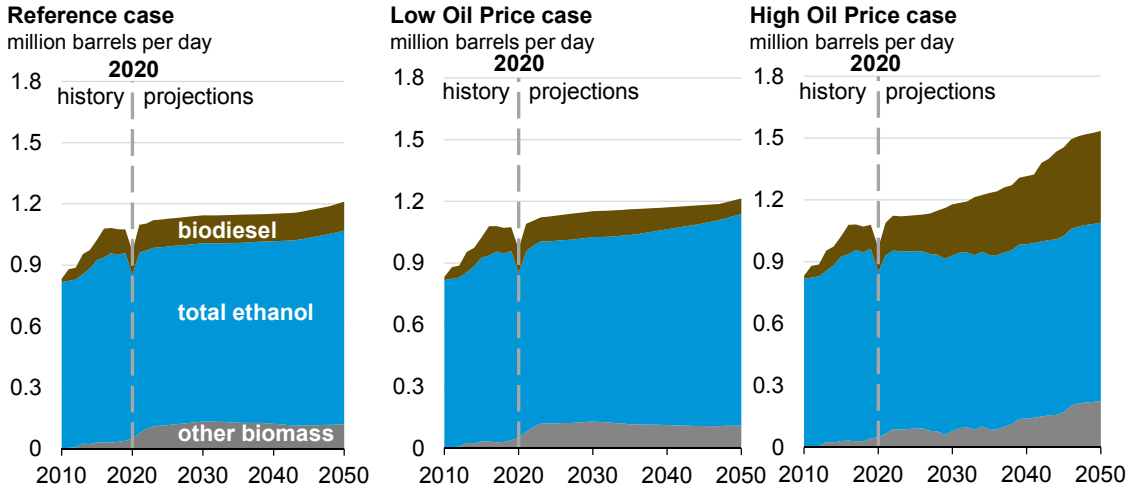
[www.eia.gov/aeo](http://www.eia.gov/aeo)

8



## U.S. biofuels production by type

Biofuels production by type, AEO2021 high and low price cases



Source: U.S. Energy Information Administration, *Annual Energy Outlook 2021* (AEO2021)

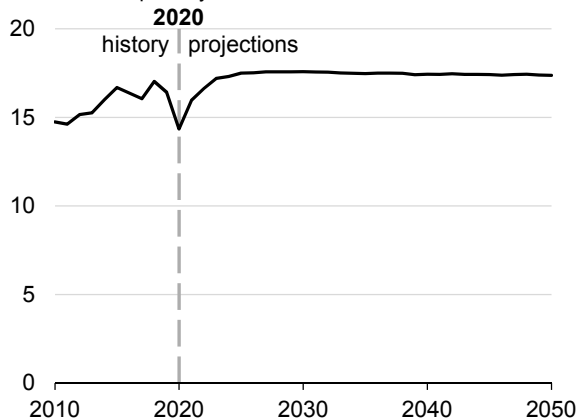
[www.eia.gov/aeo](http://www.eia.gov/aeo)

9

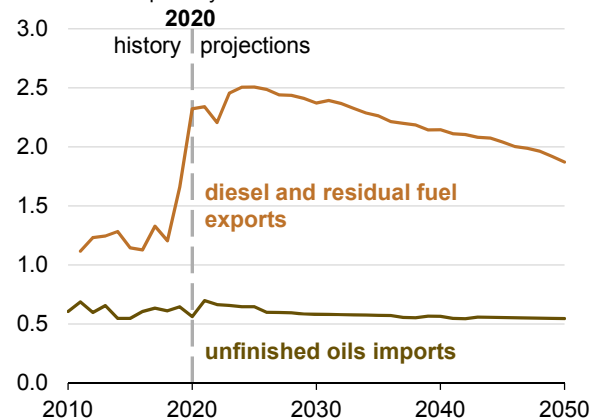


## U.S. refinery utilization

U.S. total crude supply  
AEO2021 Reference case  
million barrels per day



U.S. diesel and residual fuel exports and unfinished oils imports, AEO2021 Reference case  
million barrels per day



Source: U.S. Energy Information Administration, *Annual Energy Outlook 2021* (AEO2021)

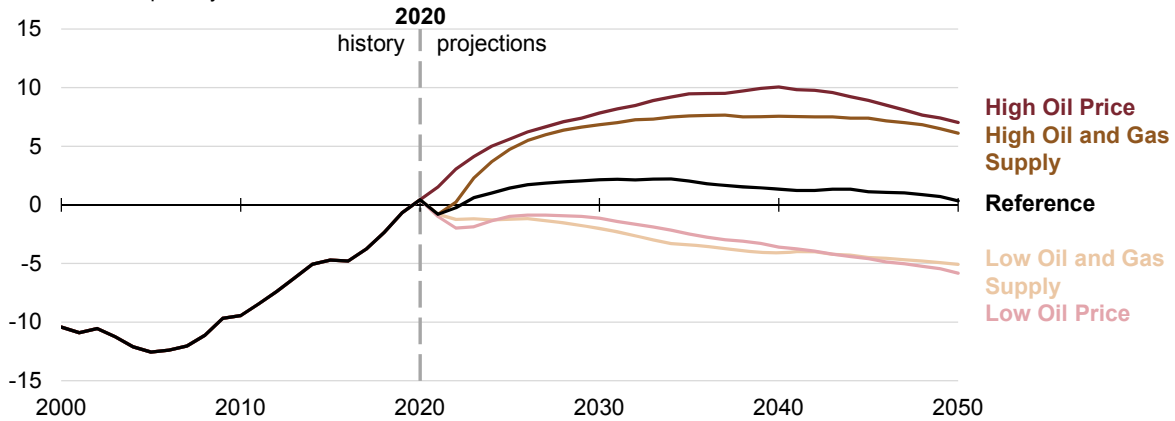
[www.eia.gov/aeo](http://www.eia.gov/aeo)

10



## U.S. petroleum and other liquids trade

**U.S. petroleum and other liquids net exports**  
**AEO2021 supply and price side cases**  
million barrels per day



Source: U.S. Energy Information Administration, *Annual Energy Outlook 2021 (AEO2021)*

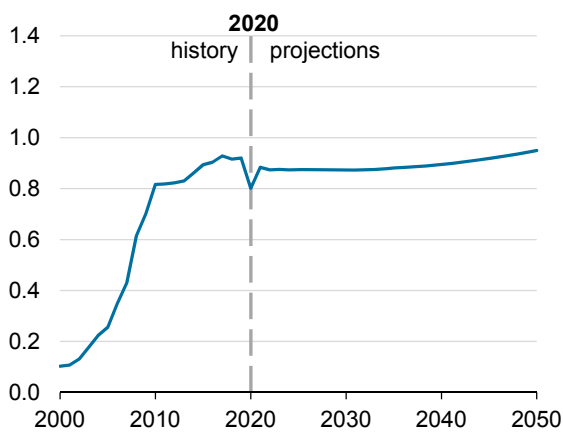
[www.eia.gov/aeo](http://www.eia.gov/aeo)

11

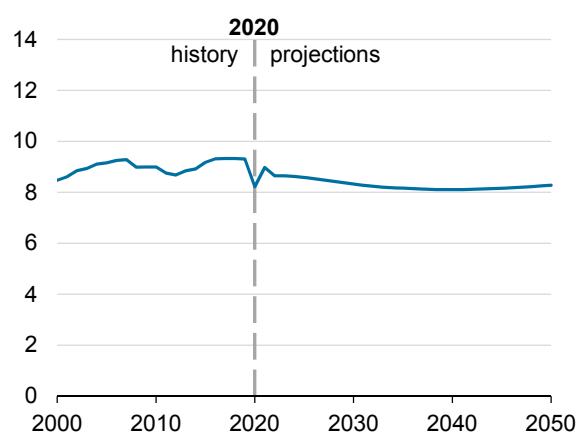


## Ethanol and motor gasoline consumption

**Total ethanol consumption**  
**AEO2021 Reference case**  
million barrels per day



**Total motor gasoline consumption**  
**AEO2021 Reference case**  
million barrels per day



Source: U.S. Energy Information Administration, *Annual Energy Outlook 2021 (AEO2021)*

[www.eia.gov/aeo](http://www.eia.gov/aeo)

12

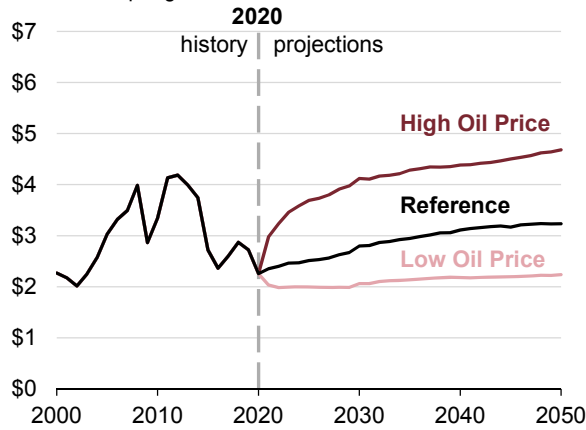


## Motor gasoline and diesel prices

### Retail prices of motor gasoline

#### AEO2021 oil price cases

2020 dollars per gallon



### Retail prices of diesel

#### AEO2021 oil price cases

2020 dollars per gallon

