

Household Energy Use in Illinois

A closer look at residential energy consumption

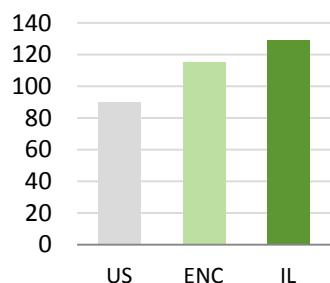
All data from EIA's 2009 Residential Energy Consumption Survey
www.eia.gov/consumption/residential/

- Illinois households use 129 million Btu of energy per home, 44% more than the U.S. average.
- High consumption, combined with low costs for heating fuels compared to states with a similar climate, result in Illinois households spending 2% more for energy than the U.S. average.
- Less reliance on electricity for heating, as well as cool summers keeps average site electricity consumption in the state low relative to other parts of the U.S.
- Over 80% of Illinois households use natural gas as their main space heating fuel.

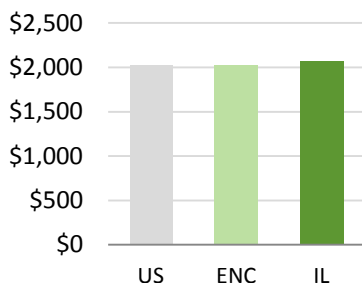


ALL ENERGY average per household (excl. transportation)

Site Consumption
million Btu

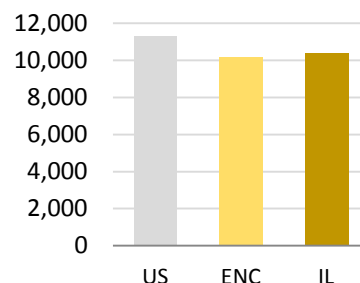


Expenditures
dollars

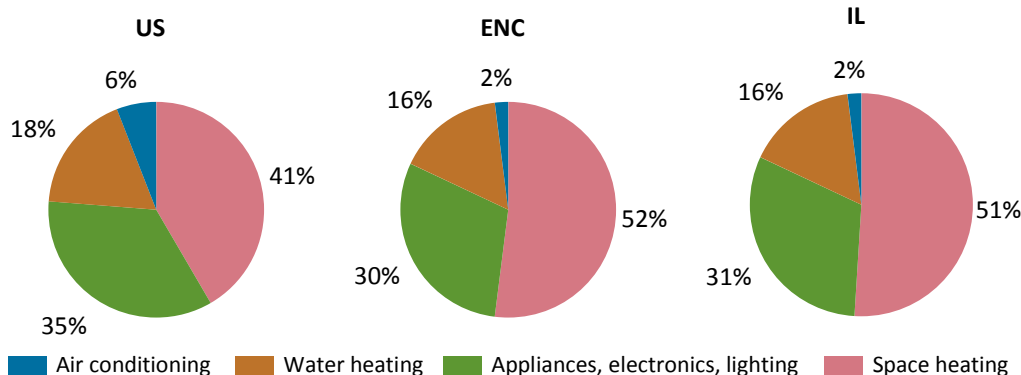
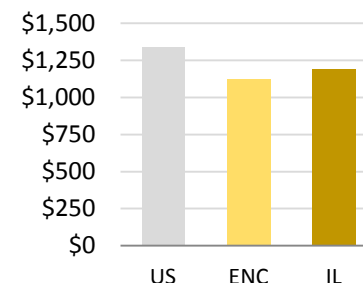


ELECTRICITY ONLY average per household

Site Consumption
kilowatthours



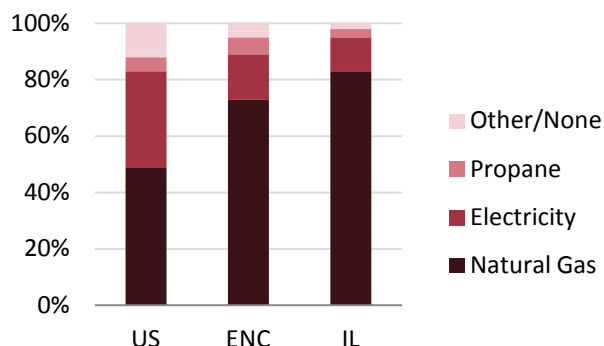
Expenditures
dollars



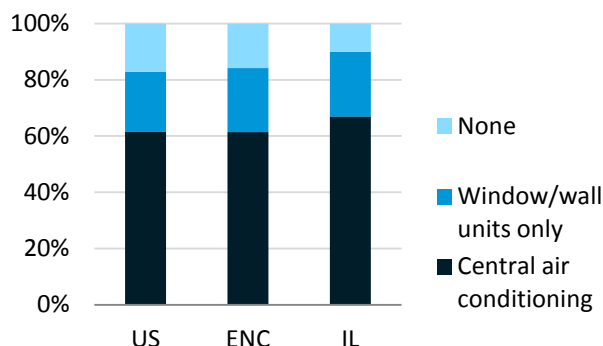
CONSUMPTION BY END USE

Since the weather in Illinois and the Midwest is cooler than other areas of the United States, space heating makes up a greater portion of energy use compared to the U.S. average and air conditioning makes up only 2% of energy use.

MAIN HEATING FUEL USED



COOLING EQUIPMENT USED



Compared to the U.S. average, a much greater proportion of Illinois residents use natural gas for heating and a much smaller proportion of residents use electricity for heating.

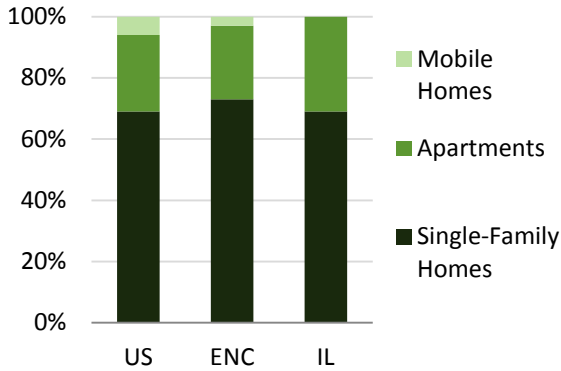
Only 10% of Illinois households do not use air conditioning, and those that do still predominantly rely on central air conditioning for cooling.



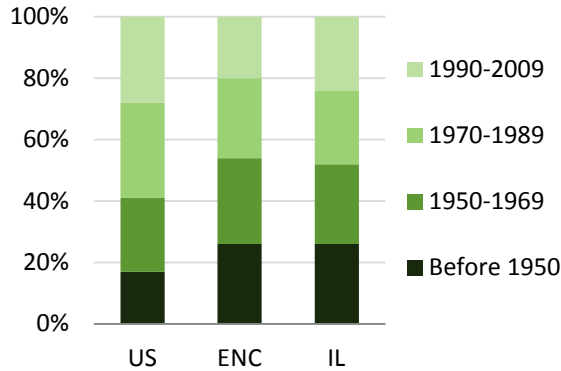
More highlights from RECS on housing characteristics and energy-related features per household...

US = United States | ENC = East North Central | IL = Illinois

HOUSING TYPES



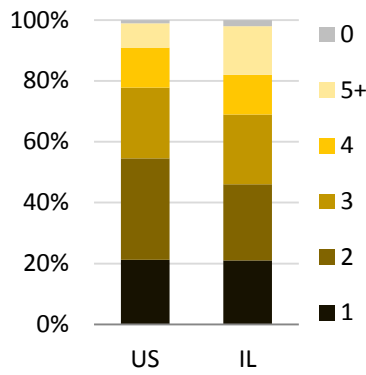
YEAR OF CONSTRUCTION



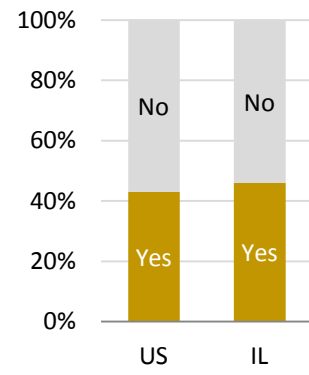
AVERAGE SQUARE FOOTAGE

US	1,971
ENC	2,251
IL	2,186

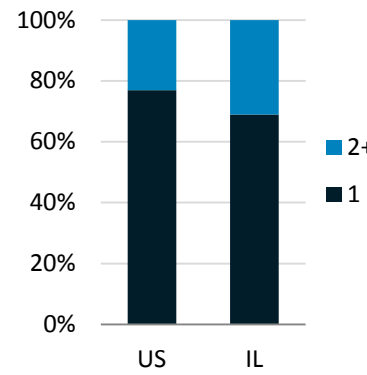
NO. OF TELEVISIONS



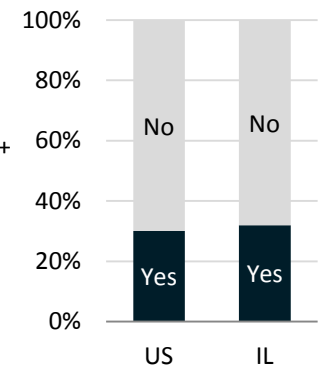
HAVE A DVR



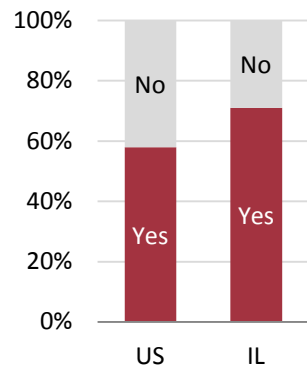
NO. OF REFRIGERATORS



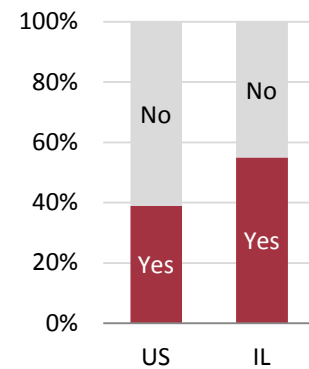
HAVE A SEPARATE FREEZER



HAVE DOUBLE/TRIPLE PANE WINDOWS



HAVE A PROGRAMMABLE THERMOSTAT



About the Residential Energy Consumption Survey (RECS) Program

The RECS gathers energy characteristics through personal interviews from a nationwide sample of homes, and cost and consumption from energy suppliers.

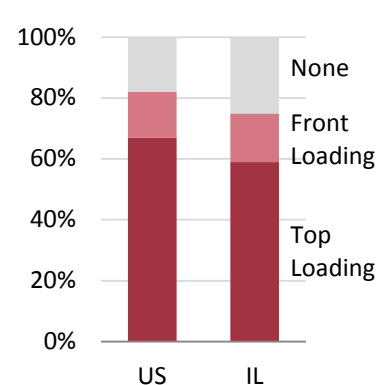
The 2009 RECS is the thirteenth edition of the survey, which was first conducted in 1978.

Resulting products include:

- Home energy characteristics
- Average consumption & cost
- Detailed energy end-use statistics
- Reports highlighting key findings
- Microdata file for in-depth analysis

www.eia.gov/consumption/residential/

TYPE OF CLOTHES WASHER



CAR IS PARKED WITHIN 20 FT OF ELECTRICAL OUTLET

