

# eia Marcellus Region

## Drilling Productivity Report

January 2017

drilling data through December  
projected production through February

**Oil**  
**0**  
barrels/day  
month over month

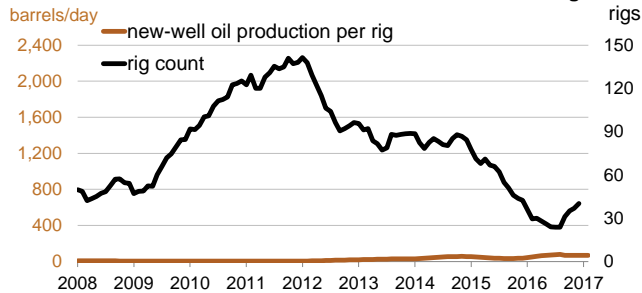
**69** February  
**69** January  
barrels/day

**Monthly  
additions  
from one  
average rig**

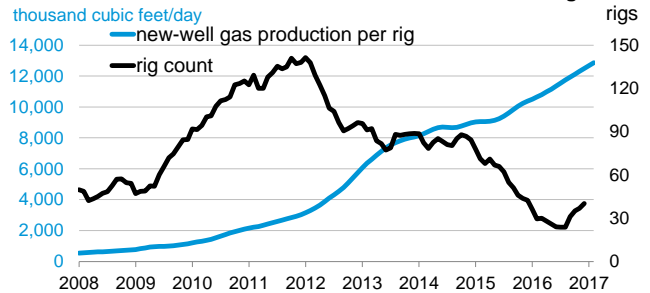
February **12,867**  
January **12,681**  
thousand cubic feet/day

**Gas**  
**+186**  
thousand cubic feet/day  
month over month

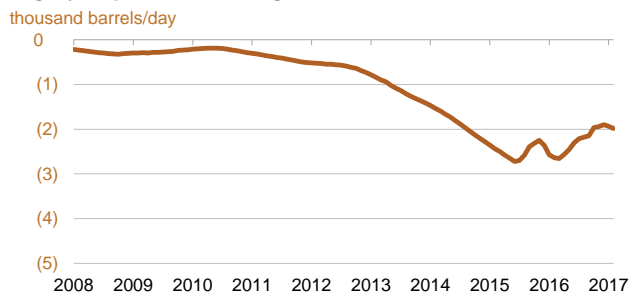
Marcellus Region  
New-well oil production per rig



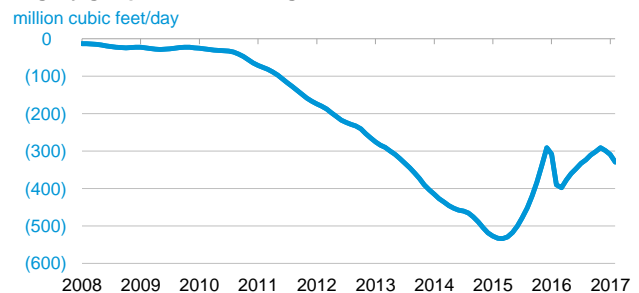
Marcellus Region  
New-well gas production per rig



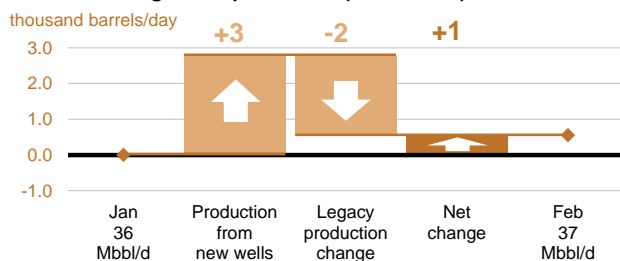
Marcellus Region  
Legacy oil production change



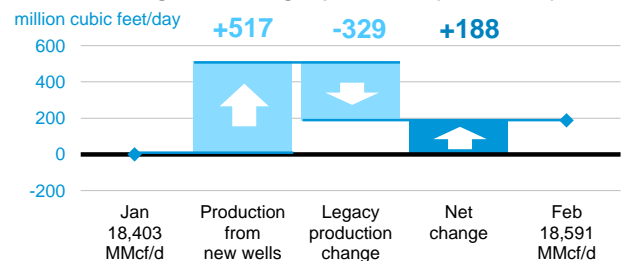
Marcellus Region  
Legacy gas production change



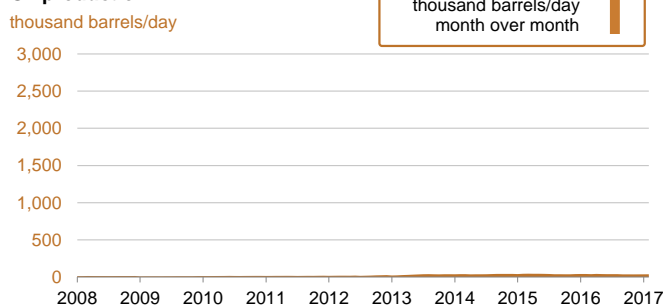
Marcellus Region  
Indicated change in oil production (Feb vs. Jan)



Marcellus Region  
Indicated change in natural gas production (Feb vs. Jan)

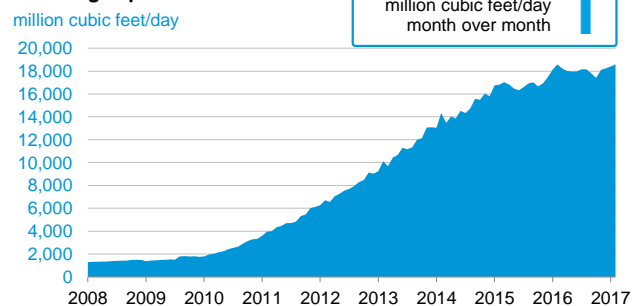


Marcellus Region  
Oil production



**Oil +1**  
thousand barrels/day  
month over month

Marcellus Region  
Natural gas production



**Gas +188**  
million cubic feet/day  
month over month