

eia Bakken Region

Drilling Productivity Report

January 2017

drilling data through December
projected production through February

Oil
+22
barrels/day
month over month

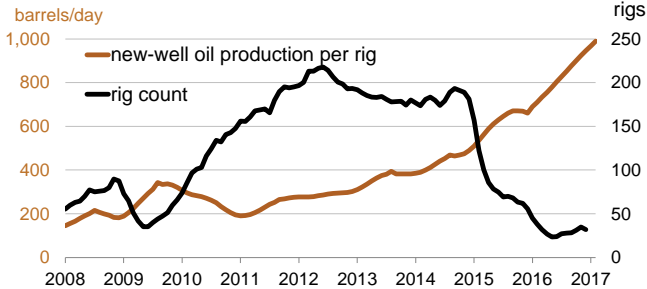
990 February
968 January
barrels/day

**Monthly
additions
from one
average rig**

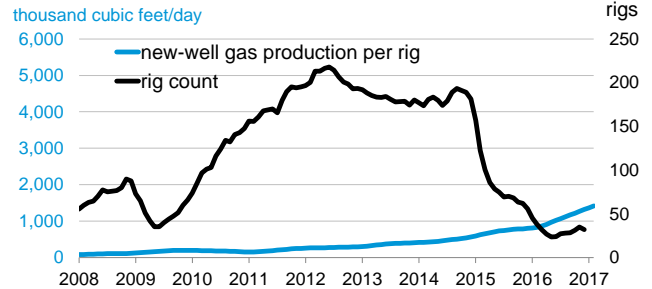
February **1,415**
January **1,366**
thousand cubic feet/day

Gas
+49
thousand cubic feet/day
month over month

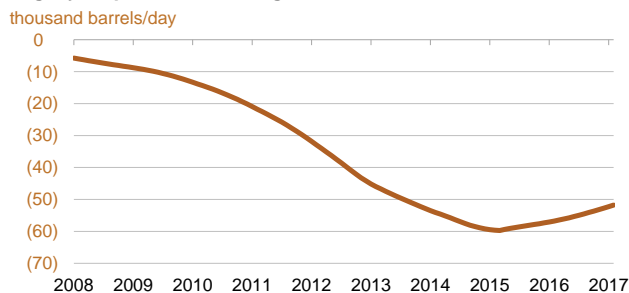
Bakken Region
New-well oil production per rig



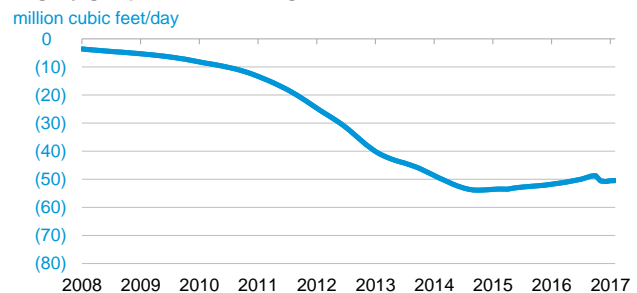
Bakken Region
New-well gas production per rig



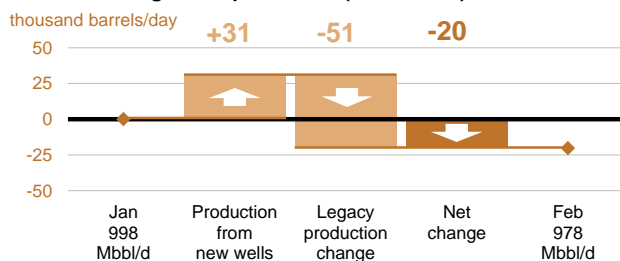
Bakken Region
Legacy oil production change



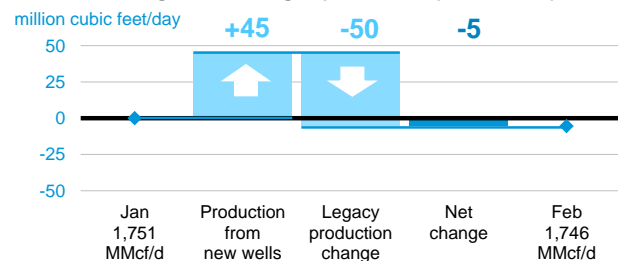
Bakken Region
Legacy gas production change



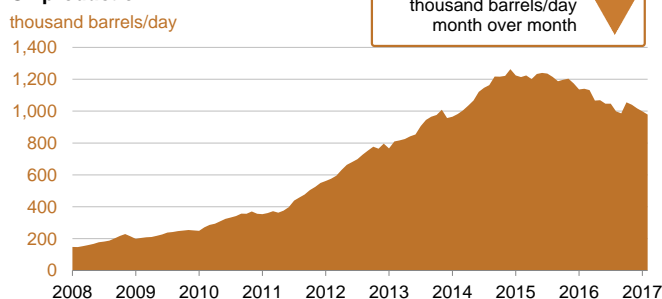
Bakken Region
Indicated change in oil production (Feb vs. Jan)



Bakken Region
Indicated change in natural gas production (Feb vs. Jan)



Bakken Region
Oil production



Bakken Region
Natural gas production

