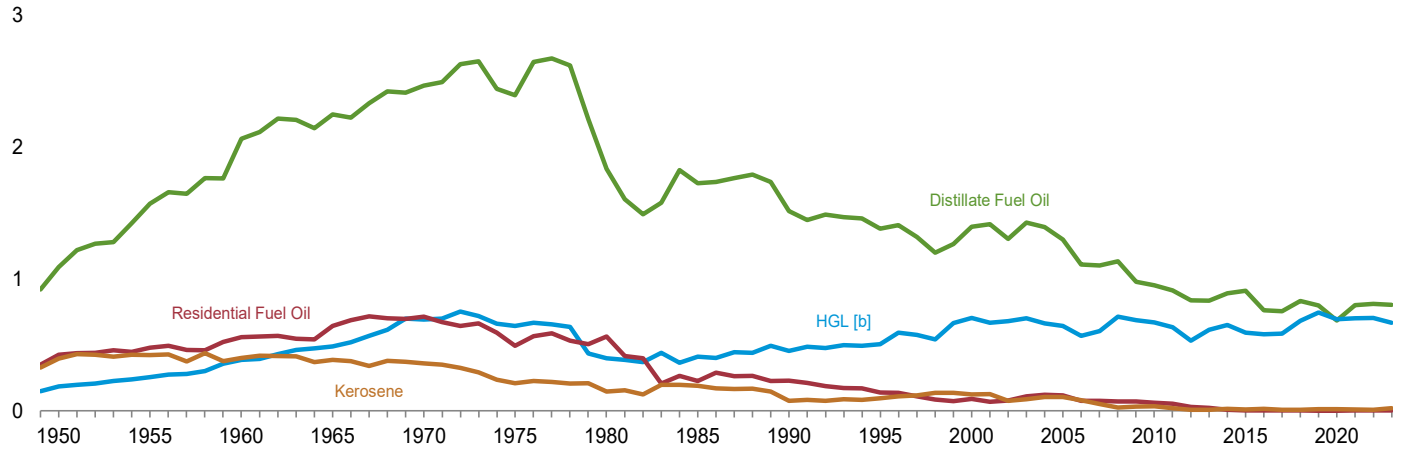


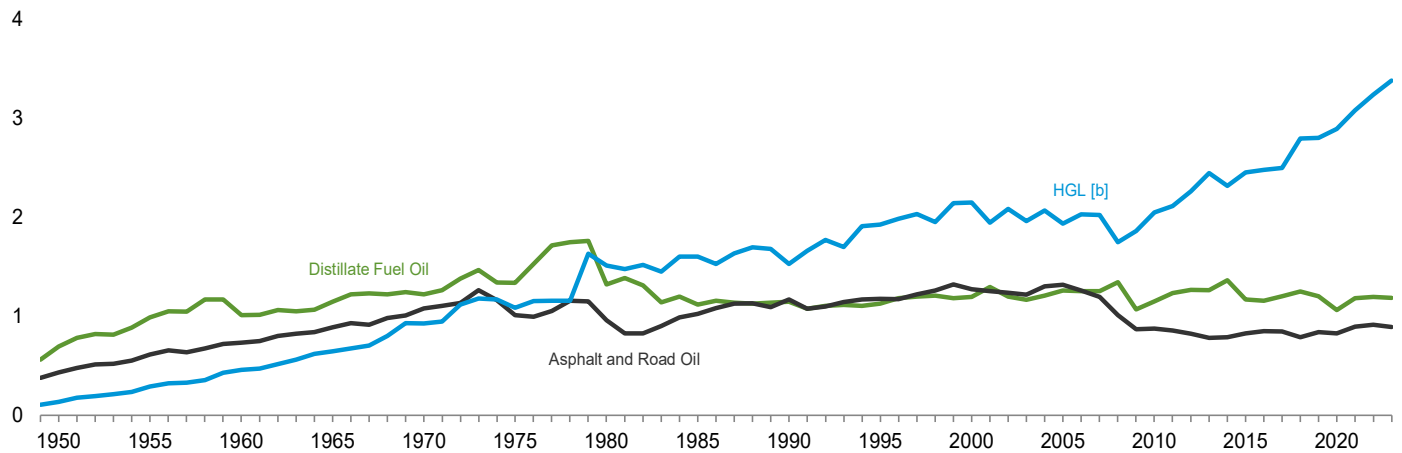
Figure 3.8a Heat Content of Petroleum Consumption by End-Use Sector, 1949-2023

(Quadrillion Btu)

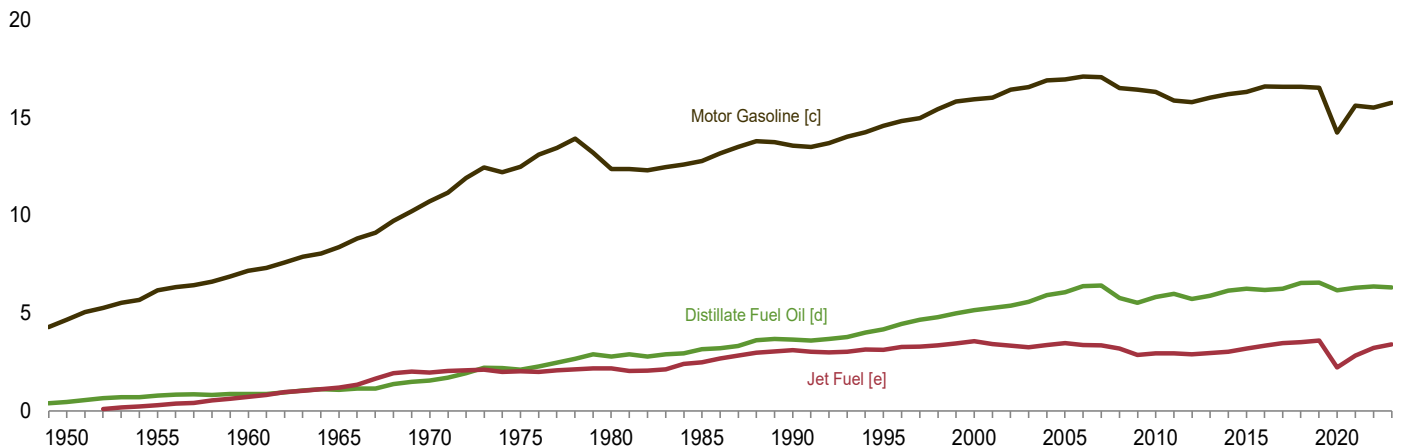
Residential and Commercial [a] Sectors, Selected Products



Industrial [a] Sector, Selected Products



Transportation Sector, Selected Products



[a] Includes combined-heat-and-power plants and a small number of electricity-only plants.

[b] Hydrocarbon gas liquids.

[c] Beginning in 1993, includes fuel ethanol blended into motor gasoline.

[d] Beginning in 2009, includes biodiesel and renewable diesel fuel blended into distillate fuel oil.

[e] Beginning in 2005, includes kerosene-type jet fuel only.

Note: Petroleum products supplied is an approximation of petroleum consumption and is synonymous with the term “petroleum consumption” in Tables 3.7a–3.8c. Other measurements of consumption by fuel type or sector may differ. For example, jet fuel product supplied may not equal jet fuel consumed by U.S.-flagged aircraft.

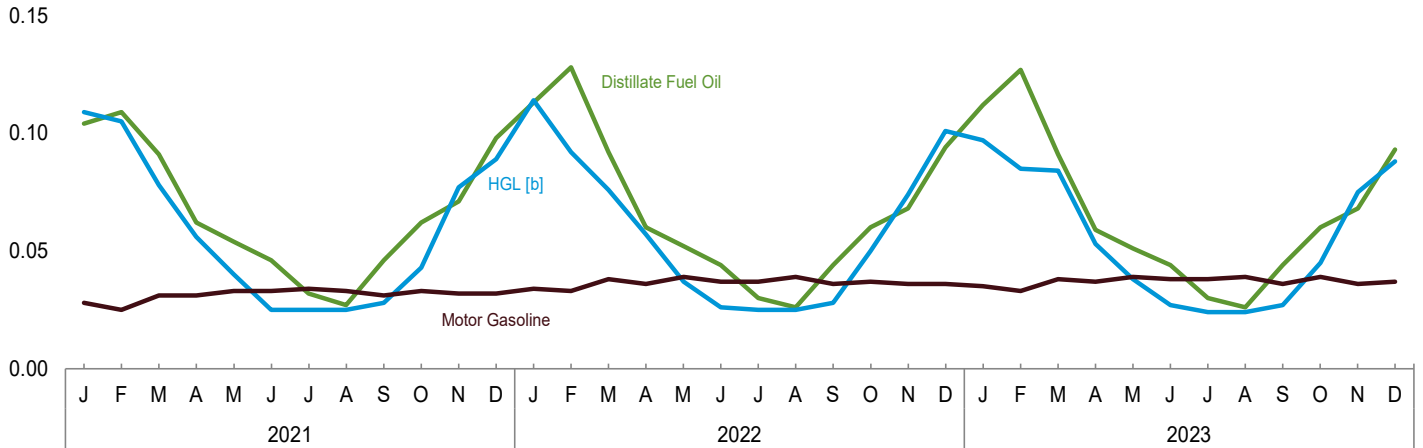
Web Page: <http://www.eia.gov/totalenergy/data/monthly/#petroleum>.

Sources: Tables 3.8a–3.8c.

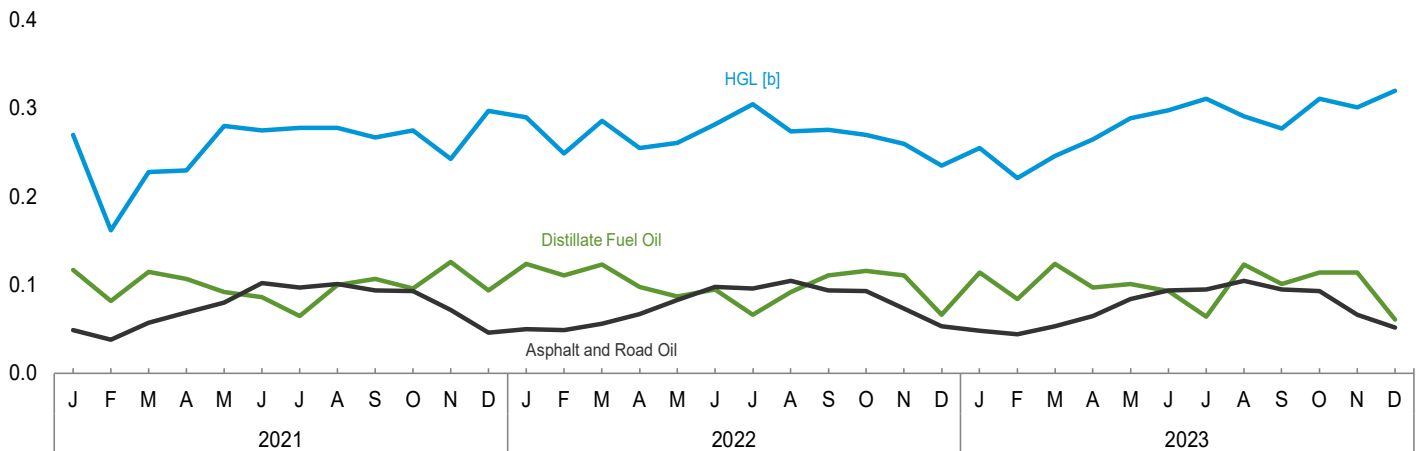
Figure 3.8b Heat Content of Petroleum Consumption by End-Use Sector, Monthly

(Quadrillion Btu)

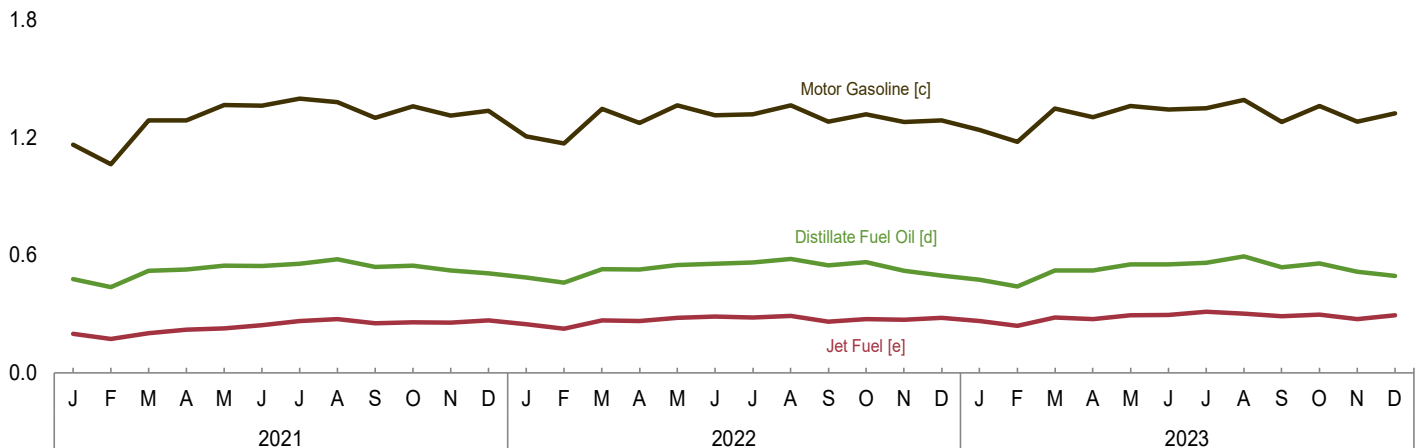
Residential and Commercial [a] Sectors, Selected Products



Industrial [a] Sector, Selected Products



Transportation Sector, Selected Products



[a] Includes combined-heat-and-power plants and a small number of electricity-only plants.

[b] Hydrocarbon gas liquids.

[c] Includes fuel ethanol blended into motor gasoline.

[d] Includes biodiesel and renewable diesel fuel blended into distillate fuel oil.

[e] Includes kerosene-type jet fuel only.

Note: Petroleum products supplied is an approximation of petroleum consumption and is synonymous with the term “petroleum consumption” in Tables 3.7a–3.8c. Other measurements of consumption by fuel type or sector may differ. For example, jet fuel product supplied may not equal jet fuel consumed by U.S.-flagged aircraft.

Web Page: <http://www.eia.gov/totalenergy/data/monthly/#petroleum>.

Sources: Tables 3.8a–3.8c.